




CAA 12th African Junior Athletics Championships



RESULTS RÉSULTATS

RANK	BIB	SURNAME & NAME	NOC	DATE OF BIRTH	ORD	TIME
POS	DOS	NOM ET PRENOM	NAT	DATE DE NAISS.	ORD	TEMPS



10000 m Walk - Men - Final 10000 m Marche - Hommes - Finale

WJR	38:46.40	hBURAYEV Viktor	1982	RUS	MOSKVA	20 MAY 2000
AJR	42:06.00	hGHOULA Hatem	1973	TUN	TUNIS	01 MAY 1992
CR	45:31.13	AMROUCH Ali	1986	ALG	TUNIS	2005

1	57	MAHMOUD MOHAMED Mahmoud	EGY		2	48:47.90
2	70	AMANUAL BIRATU Gemechu	ETH		4 *	49:06.89
3	5	FEKKOUN Mohammed	ALG		1 *	53:05.62

NOT RANKED

44	NADJIMODINE Ahmed Houma	COM	5	DNS
97	NIGUSE TESHOME Getamesay	ETH	3	DQ 230.6

Intermediate (Bib and time):

1000 m:	57	4:48.31	2000 m:	57	9:41.32	3000 m:	57	14:24.92
4000 m:	57	19:02.96	5000 m:	57	23:45.77	6000 m:	57	28:42.05
7000 m:	57	33:39.42	8000 m:	57	38:41.93	9000 m:	57	43:43.91

Details: Start time: 8:33 Temperature: +13°C Humidity: 45%

Issued: 07/03/2015 at 9:28

Legend

DQ = Disqualified
DNF = Did Not Finish

DNS = Did Not Start
* = Caution





CAA 12th African Junior Athletics Championships



RESULTS RÉSULTATS

RANK BIB TEAM NOC LANE R.T. TIME
POS DOS ÉQUIPE NAT CLR T.R. TEMPS



4 x 100 Relay - Men - First Round 4 x 100 Relais - Hommes - Premier Tour

WJR	38.66	UNITED STATES JUNIOR	USA	GROSSETO	18 JUL 2004
AJR	39.51	COTE D'IVOIRE	CIV	BOUAKE	22 JUL 1995
CR	39.51	COTE D'IVOIRE	CIV	BOUAKE	1995

HEAT 1 OF 2 SÉRIE 1 DES 2

1	NIGERIA	NGR	5	0.304	40.52	Q
166 IGUBE Thankgod - 172 PEKA Victor - 171 OLISAKWE Chukwudi - 160 ASHIEN Godwin						
2	THE GAMBIA	GAM	6	0.262	40.53	Q
115 CAMARA Ebrima - 111 SONKO Alagie - 113 FAYE Assan - 112 JOOF Alieu						
3	KENYA	KEN	3	0.207	42.19	Q
125 KIPROTICH Geoffrey - 135 SAMPAO Alexander - 132 MUTUNGA Stanley Kieti - 121 CHERUYOT Jockthan K.						
4	SEYCHELLES	SEY	4	0.262	42.46	
195 AZEMIA Ned - 199 SICOBO Dyland - 196 HARRYBA Mohamed - 198 ROSELINE Jean Yves						
5	ZIMBABWE	ZIM	7	0.315	42.49	
236 MATIYENGA Tinotenda - 237 MUNYAWARARA Tafadzwa - 231 NCUBE MAXEN K.N. - 232 HLAUGUYO Shingirai						

Qualification: First 3 in each heat (Q) and 2 fastest (q) to Final

Details: Start time: 9:49 Temperature: +17°C Humidity: 36%



Issued: 07/03/2015 at 9:51

Legend

DQ = Disqualified
DNF = Did Not Finish

DNS = Did Not Start
Fn = False Start





CAA 12th African Junior Athletics Championships



RESULTS RÉSULTATS

RANK BIB TEAM NOC LANE R.T. TIME
POS DOS ÉQUIPE NAT CLR T.R. TEMPS



4 x 100 Relay - Men - First Round 4 x 100 Relais - Hommes - Premier Tour

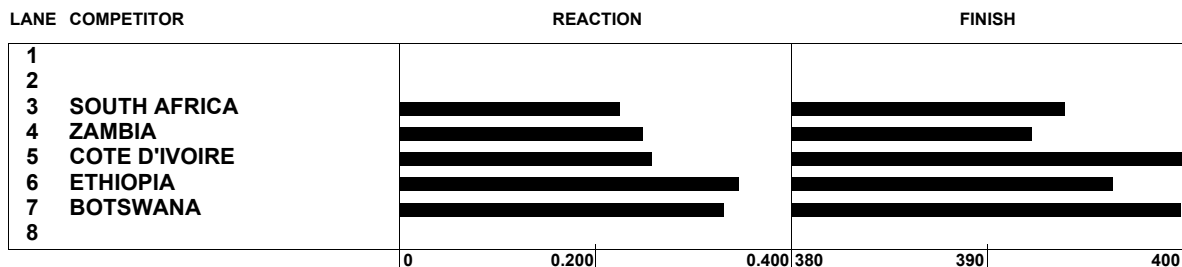
WJR	38.66	UNITED STATES JUNIOR	USA	GROSSETO	18 JUL 2004
AJR	39.51	COTE D'IVOIRE	CIV	BOUAKE	22 JUL 1995
CR	39.51	COTE D'IVOIRE	CIV	BOUAKE	1995

HEAT 2 OF 2 SÉRIE 2 DES 2

1	COTE D'IVOIRE	CIV	5	0.258	41.27 Q
36 KOFFI N'Dri Constant - 39 TCHAN BI Chan Aurel - 38 LEDJOU Jean Marc - 35 CISSE Gue Arthur					
2	BOTSWANA	BOT	7	0.331	41.28 Q
28 SEKGOPI Thabiso - 20 BASIMA Vincent - 24 MOTHIBI Karabo - 27 SCOTCH Leungo					
3	ETHIOPIA	ETH	6	0.346	41.64 Q
65 ABDELA HASSEN Ahimed - 95 MOHAMMED Bediru - 86 KEMAL KERETA Abdusetar - 102 SOLOMON JINOLO Barnabas					
4	SOUTH AFRICA	RSA	3	0.225	41.90 q
181 ROBERTS Rivaldo - 178 LOMBAARD Larry - 173 COETZER Hanno - 175 DE BRUIN Darren					
5	ZAMBIA	ZAM	4	0.248	42.08 q
227 CHAMA Godfrey - 228 KASINDA Brian - 223 HAZEMBA Chidamba - 230 SIAME Sydney					

Qualification: First 3 in each heat (Q) and 2 fastest (q) to Final

Details: Start time: 9:58 Temperature: +17°C Humidity: 37%



Issued: 07/03/2015 at 10:00

Legend

DQ = Disqualified
DNF = Did Not Finish

DNS = Did Not Start
Fn = False Start

Addis Ababa (ETH) 5th - 8th march 2015

RSC / 1

Data processing by Microplus Informatica - www.microplus.it - Timing by TimeTronics - www.timetrronics.be

(Printed at 07/03/2015 at 10:00)





CAA 12th African Junior Athletics Championships



SUMMARY RÉSUMÉ

RANK BIB TEAM NOC HEAT LANE RANK TIME
POS DOS ÉQUIPE NAT SERIE CLR POS TEMPS



4 x 100 Relay - Men - First Round 4 x 100 Relais - Hommes - Premier Tour

WJR	38.66	UNITED STATES JUNIOR	USA	GROSSETO	18 JUL 2004
AJR	39.51	COTE D'IVOIRE	CIV	BOUAKE	22 JUL 1995
CR	39.51	COTE D'IVOIRE	CIV	BOUAKE	1995

1	NIGERIA	NGR	1	5	1	40.52	Q
166 IGUBE Thankgod - 172 PEKA Victor - 171 OLISAKWE Chukwudi - 160 ASHIEN Godwin							
2	THE GAMBIA	GAM	1	6	2	40.53	Q
115 CAMARA Ebrima - 111 SONKO Alagie - 113 FAYE Assan - 112 JOOF Alieu							
3	COTE D'IVOIRE	CIV	2	5	1	41.27	Q
36 KOFFI N'Dri Constant - 39 TCHAN BI Chan Aurel - 38 LEDJOU Jean Marc - 35 CISSE Gue Arthur							
4	BOTSWANA	BOT	2	7	2	41.28	Q
28 SEKGOPI Thabiso - 20 BASIMA Vincent - 24 MOTHIBI Karabo - 27 SCOTCH Leungo							
5	ETHIOPIA	ETH	2	6	3	41.64	Q
65 ABDELA HASSEN Ahimed - 95 MOHAMMED Bediru - 86 KEMAL KERETA Abdusetar - 102 SOLOMON JINOLO Barnabas							
6	SOUTH AFRICA	RSA	2	3	4	41.90	q
181 ROBBERTS Rivaldo - 178 LOMBAARD Larry - 173 COETZER Hanno - 175 DE BRUIN Darren							
7	ZAMBIA	ZAM	2	4	5	42.08	q
227 CHAMA Godfrey - 228 KASINDA Brian - 223 HAZEMBA Chidamba - 230 SIAME Sydney							
8	KENYA	KEN	1	3	3	42.19	Q
125 KIPROTICH Geoffrey - 135 SAMPAO Alexander - 132 MUTUNGA Stanley Kieti - 121 CHERUYOT Jockthan K.							
9	SEYCHELLES	SEY	1	4	4	42.46	
195 AZEMIA Ned - 199 SICOBO Dyland - 196 HARRYBA Mohamed - 198 ROSELINE Jean Yves							
10	ZIMBABWE	ZIM	1	7	5	42.49	
236 MATIYENGA Tinotenda - 237 MUNYAWARARA Tafadzwa - 231 NCUBE MAXEN K.N. - 232 HLAUGUYO Shingirai							

Qualification: First 3 in each heat (Q) and 2 fastest (q) to Final

Legend

DQ = Disqualified
DNF = Did Not Finish

DNS = Did Not Start
Fn = False Start

Addis Ababa (ETH) 5th - 8th march 2015

RRC / 1

Data processing by Microplus Informatica - www.microplus.it - Timing by TimeTronics - www.timetrronics.be

(Printed at 07/03/2015 at 10:01)





CAA 12th African Junior Athletics Championships



QUALIFIED QUALIFIED

RANK BIB TEAM NOC HEAT LANE RANK TIME
POS DOS ÉQUIPE NAT SERIE CLR POS TEMPS



4 x 100 Relay - Men - First Round 4 x 100 Relais - Hommes - Premier Tour

WJR	38.66	UNITED STATES JUNIOR	USA	GROSSETO	18 JUL 2004
AJR	39.51	COTE D'IVOIRE	CIV	BOUAKE	22 JUL 1995
CR	39.51	COTE D'IVOIRE	CIV	BOUAKE	1995

1	NIGERIA	NGR	1	5	1	40.52	Q
166 IGUBE Thankgod - 172 PEKA Victor - 171 OLISAKWE Chukwudi - 160 ASHIEN Godwin							
3	COTE D'IVOIRE	CIV	2	5	1	41.27	Q
36 KOFFI N'Dri Constant - 39 TCHAN BI Chan Aurel - 38 LEDJOU Jean Marc - 35 CISSE Gue Arthur							
2	THE GAMBIA	GAM	1	6	2	40.53	Q
115 CAMARA Ebrima - 111 SONKO Alagie - 113 FAYE Assan - 112 JOOF Alieu							
4	BOTSWANA	BOT	2	7	2	41.28	Q
28 SEKGOPI Thabiso - 20 BASIMA Vincent - 24 MOTHIBI Karabo - 27 SCOTCH Leungo							
5	ETHIOPIA	ETH	2	6	3	41.64	Q
65 ABDELA HASSEN Ahimed - 95 MOHAMMED Bediru - 86 KEMAL KERETA Abdusetar - 102 SOLOMON JINOLO Barnabas							
8	KENYA	KEN	1	3	3	42.19	Q
125 KIPROTICH Geoffrey - 135 SAMPAO Alexander - 132 MUTUNGA Stanley Kieti - 121 CHERUYOT Jockthan K.							
6	SOUTH AFRICA	RSA	2	3	4	41.90	q
181 ROBBERTS Rivaldo - 178 LOMBAARD Larry - 173 COETZER Hanno - 175 DE BRUIN Darren							
7	ZAMBIA	ZAM	2	4	5	42.08	q
227 CHAMA Godfrey - 228 KASINDA Brian - 223 HAZEMBA Chidamba - 230 SIAME Sydney							

Qualification: First 3 in each heat (Q) and 2 fastest (q) to Final

Legend

DQ = Disqualified
DNF = Did Not Finish

DNS = Did Not Start
Fn = False Start

Addis Ababa (ETH) 5th - 8th march 2015

RRC / 1

Data processing by Microplus Informatica - www.microplus.it - Timing by TimeTronics - www.timetrronics.be

(Printed at 07/03/2015 at 10:01)





CAA 12th African Junior Athletics Championships



RESULTS RÉSULTATS

RANK BIB SURNAME & NAME NOC DATE OF BIRTH LANE R.T. TIME POINTS TOT.PT
POS DOS NOM ET PRENOM NAT DATE DE NAISS. CLR T.R. TEMPS POINTS TOT.PT



100 m Hurdles - Heptathlon 100 m Haies - Heptathlon

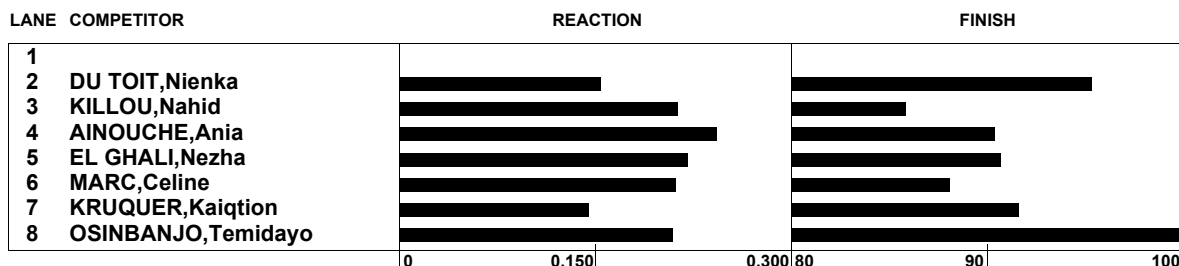
Heptathlon WJR	6542	KLUFT Carolina	1983	SWE	MUNCHEN	10 AUG 2002
Heptathlon AJR	5868	ROBBESON Justine	1985	RSA	GROSSETO	17 JUL 2004
Heptathlon CR	5366	SIMPSON Margaret	1981	GHA	TUNIS	1999

WJR	12.84	LOPEZ Aliuska	1969	ESP	ZAGREB	16 JUL 1987
AJR	13.23	OBIKA Hope	1970	NGR	PROVO	03 JUN 1989
CR	13.59	FAYE Gnima		SEN	GAROUA	2003

(Wind: -1.9 m/s)

1	387	OSINBANJO Temidayo	NGR	8	0.209	14.37	927	927
2	394	DU TOIT Nienka	RSA	2	0.154	15.07	832	832
3	369	KRUQUER Kaiqtion	NAM	7	0.145	15.68	754	754
4	355	EL GHALI Nezha	MAR	5	0.221	15.84	734	734
5	251	AINOUCHE Ania	ALG	4	0.243	15.89	728	728
6	432	MARC Celine	MRI	6	0.211	16.30	678	678
7	358	KILLOU Nahid	MAR	3	0.213	16.74	626	626

Details: Start time:10:12 Temperature:+17°C Humidity:37%



Issued: 07/03/2015 at 10:13

Legend

DQ = Disqualified
DNF = Did Not Finish

DNS = Did Not Start
Fn = False Start





CAA 12th African Junior Athletics Championships



RESULTS RÉSULTATS AFTER 1 EVENT - APRÈS 1 ÉPREUVE

RANK	BIB	SURNAME & NAME	NOC							BEHIND	
			YOB								
POS	DOS	NOM ET PRENOM	NAT	100Hs	HJ	SP	200m	LJ	JT	800m	ÉCART
			ANNEE								



Heptathlon - Women - Final Heptathlon - Dames - Finale

WJR	6542 KLUFT Carolina	1983	SWE	MUNCHEN	10 AUG 2002
AJR	5868 ROBBESON Justine	1985	RSA	GROSSETO	17 JUL 2004
CR	5366 SIMPSON Margaret	1981	GHA	TUNIS	1999

1	387	OSINBANJO Temidayo	NGR	14.37 (-1.9) 927(1)	927
2	394	DU TOIT Nienka	RSA	15.07 (-1.9) 832(2)	832 95
3	369	KRUQUER Kaiqtion	NAM	15.68 (-1.9) 754(3)	754 173
4	355	EL GHALI Nezha	MAR	15.84 (-1.9) 734(4)	734 193
5	251	AINOUCHE Ania	ALG	15.89 (-1.9) 728(5)	728 199
6	432	MARC Celine	MRI	16.30 (-1.9) 678(6)	678 249
7	358	KILLOU Nahid	MAR	16.74 (-1.9) 626(7)	626 301

Legend

DQ = Disqualified
DNF = Did Not Finish

DNS = Did Not Start
NM = No Mark





CAA 12th African Junior Athletics Championships



RESULTS RÉSULTATS

RANK	BIB	SURNAME & NAME	NOC	DATE OF BIRTH	ORD	TIME
POS	DOS	NOM ET PRENOM	NAT	DATE DE NAISS.	ORD	TEMPS



5000 m Walk - Women - Final 5000 m Marche - Dames - Finale

AJR	22:12.90 h	TRABELSI Chaima	1982	TUN	RADES	19 JUN 2010
CR	22:59.19	ESHETU Shefrave	1975	ETH	GABORONE	2011

1	298	BELETEW MITIKU Yehualey	ETH	4	24:49.11
2	302	DEJENE NEGATU Ayalnesh	ETH	5	25:41.52
3	426	NASRI Chahinez	TUN	1 **	27:08.52
4	252	BOUHRAOUA Zina	ALG	6	28:00.39
5	391	DE WINNAAR Udelle	RSA	7 *	28:52.85
6	253	BOUMAZA Tinhinane	ALG	2	29:20.90
7	286	ZIRHOM MOHAMED Amira	EGY	3	29:37.04

Intermediate (Bib and time):

1000 m:	298	4:34.17	2000 m:	302	9:29.14	3000 m:	298	14:33.82
4000 m:	298	19:45.46						

Details: Start time:10:21 Temperature:+20°C Humidity:31%

Issued: 07/03/2015 at 10:52

Legend

DQ = Disqualified
DNF = Did Not Finish

DNS = Did Not Start
* = Caution





CAA 12th African Junior Athletics Championships



RESULTS RÉSULTATS

RANK BIB SURNAME & NAME NOC DATE OF BIRTH LANE R.T. TIME
POS DOS NOM ET PRENOM NAT DATE DE NAISS. CLR T.R. TEMPS



200 m - Men - First Round 200 m - Hommes - Premier Tour

WJR	19.93	BOLT Usain	1986	JAM	DEVONSHIRE	11 APR 2004
AJR	20.16	DEMPERS Riaan	1977	RSA	GERMISTON	07 APR 1995
CR	20.76	MEITE Ibrahim	1976	CIV	BOUAKE	1995

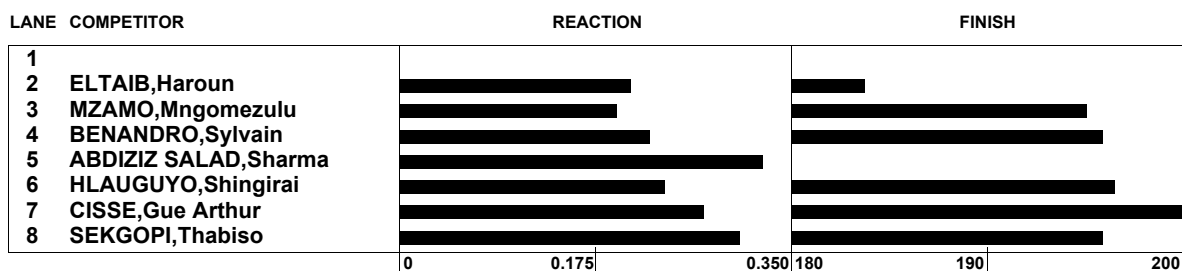
HEAT 1 OF 4 SÉRIE 1 DES 4

(Wind: -3.5 m/s)

1	35	CISSE Gue Arthur	CIV	7	0.272	21.58 Q
2	232	HLAUGUYO Shingirai	ZIM	6	0.237	21.96 Q
3	137	BENANDRO Sylvain	MAD	4	0.224	22.03 Q
4	28	SEKGOPI Thabiso	BOT	8	0.304	22.03 q
5	218	MZAMO Mngomezulu	SWZ	3	0.194	22.12 q
6	212	ELTAIB Haroun	SUD	2	0.207	23.48
7	201	ABDIZIZ SALAD Sharmaarke	SOM	5	0.324	26.41

Qualification: First 3 in each heat (Q) and 4 fastest (q) to Semifinal

Details: Start time:10:58 Temperature:+20°C Humidity:30%



Issued: 07/03/2015 at 11:00

Legend

DQ = Disqualified
DNF = Did Not Finish

DNS = Did Not Start
Fn = False Start





CAA 12th African Junior Athletics Championships



RESULTS RÉSULTATS

RANK	BIB	SURNAME & NAME	NOC	DATE OF BIRTH	LANE	R.T.	TIME
POS	DOS	NOM ET PRENOM	NAT	DATE DE NAISS.	CLR	T.R.	TEMPS



200 m - Men - First Round 200 m - Hommes - Premier Tour

WJR	19.93	BOLT Usain	1986	JAM	DEVONSHIRE	11 APR 2004
AJR	20.16	DEMPERS Riaan	1977	RSA	GERMISTON	07 APR 1995
CR	20.76	MEITE Ibrahim	1976	CIV	BOUAKE	1995

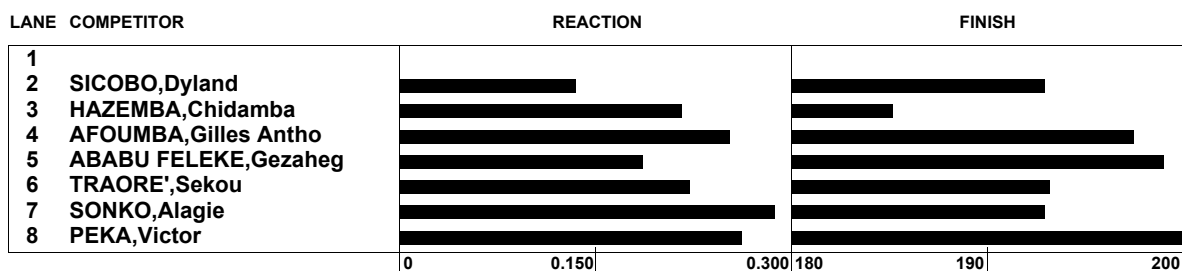
HEAT 2 OF 4 SÉRIE 2 DES 4

(Wind: -3.2 m/s)

1	172	PEKA Victor	NGR	8	0.262	21.45 Q
2	64	ABABU FELEKE Gezahegn	ETH	5	0.186	21.55 Q
3	32	AFOUMBA Gilles Anthony	CGO	4	0.253	21.72 Q
4	155	TRAORE' Sekou	MLI	6	0.222	22.20 q
5	111	SONKO Alagie	GAM	7	0.288	22.23 q
6	199	SICOBO Dyland	SEY	2	0.135	22.23
7	223	HAZEMBA Chidamba	ZAM	3	0.216	23.16

Qualification: First 3 in each heat (Q) and 4 fastest (q) to Semifinal

Details: Start time:11:04 Temperature:+20°C Humidity:30%



Issued: 07/03/2015 at 11:06

Legend

DQ = Disqualified
DNF = Did Not Finish

DNS = Did Not Start
Fn = False Start

Addis Ababa (ETH) 5th - 8th march 2015

CLV-ASM.4.1.1 / 1

Data processing by Microplus Informatica - www.microplus.it - Timing by TimeTronics - www.timetrronics.be

(Printed at 07/03/2015 at 11:25)





CAA 12th African Junior Athletics Championships



RESULTS RÉSULTATS

RANK BIB SURNAME & NAME NOC DATE OF BIRTH LANE R.T. TIME
POS DOS NOM ET PRENOM NAT DATE DE NAISS. CLR T.R. TEMPS



200 m - Men - First Round 200 m - Hommes - Premier Tour

WJR	19.93	BOLT Usain	1986	JAM	DEVONSHIRE	11 APR 2004
AJR	20.16	DEMPERS Riaan	1977	RSA	GERMISTON	07 APR 1995
CR	20.76	MEITE Ibrahim	1976	CIV	BOUAKE	1995

HEAT 3 OF 4 SÉRIE 3 DES 4

(Wind: -1.7 m/s)

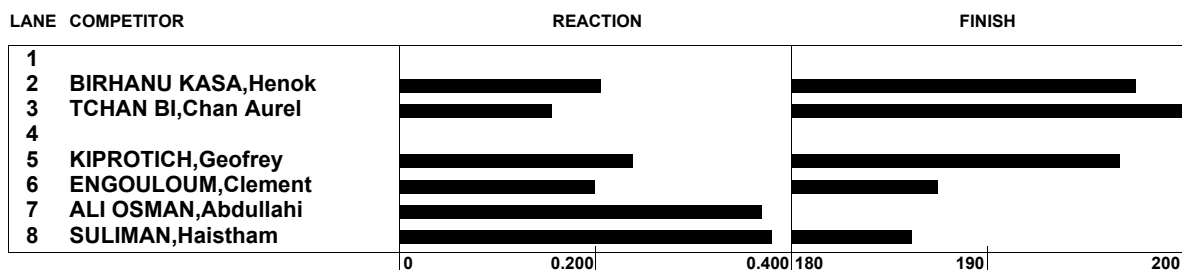
1	39	TCHAN BI Chan Aurel	CIV	3	0.155	21.51 Q
2	75	BIRHANU KASA Henok	ETH	2	0.206	21.77 Q
3	125	KIPROTICH Geoffrey	KEN	5	0.238	21.86 Q
4	40	ENGOULOUM Clement	CMR	6	0.200	22.94
5	215	SULIMAN Haistham	SUD	8	0.380	23.11
6	202	ALI OSMAN Abdullahi	SOM	7	0.370	27.31

NOT RANKED

226 EKAJU Sam UGA 4 DNS

Qualification: First 3 in each heat (Q) and 4 fastest (q) to Semifinal

Details: Start time:11:11 Temperature:+20°C Humidity:30%



Issued: 07/03/2015 at 11:12

Legend

DQ = Disqualified
DNF = Did Not Finish

DNS = Did Not Start
Fn = False Start





CAA 12th African Junior Athletics Championships



RESULTS RÉSULTATS

RANK	BIB	SURNAME & NAME	NOC	DATE OF BIRTH	LANE	R.T.	TIME
POS	DOS	NOM ET PRENOM	NAT	DATE DE NAISS.	CLR	T.R.	TEMPS



200 m - Men - First Round 200 m - Hommes - Premier Tour

WJR	19.93	BOLT Usain	1986	JAM	DEVONSHIRE	11 APR 2004
AJR	20.16	DEMPERS Riaan	1977	RSA	GERMISTON	07 APR 1995
CR	20.76	MEITE Ibrahim	1976	CIV	BOUAKE	1995

HEAT 4 OF 4 SÉRIE 4 DES 4

(Wind: -3.4 m/s)

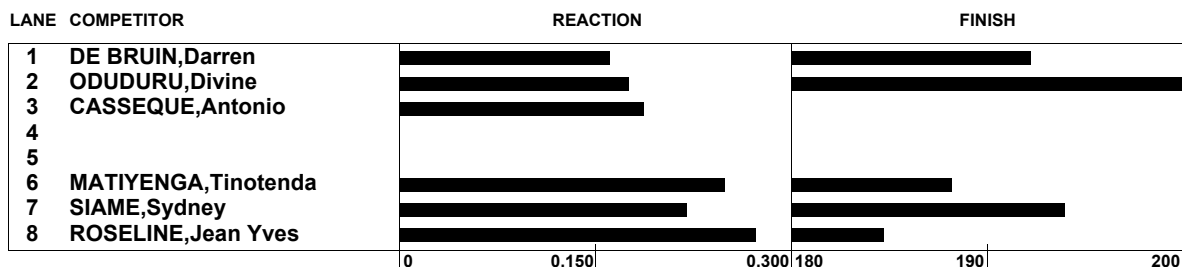
1	169	ODUDURU Divine	NGR	2	0.176	20.93 Q
2	230	SIAME Sydney	ZAM	7	0.220	21.58 Q
3	175	DE BRUIN Darren	RSA	1	0.161	21.77 Q
4	236	MATYENGA Tinotenda	ZIM	6	0.249	22.24
5	198	ROSELINE Jean Yves	SEY	8	0.273	22.66
6	15	CASSEQUE Antonio	ANG	3	0.187	23.74

NOT RANKED

113	FAYE Assan	GAM	4	DNS
190	FAYE Abdoulaye	SEN	5	DNS

Qualification: First 3 in each heat (Q) and 4 fastest (q) to Semifinal

Details: Start time:11:19 Temperature:+20°C Humidity:30%



Issued: 07/03/2015 at 11:20

Legend

DQ = Disqualified
DNF = Did Not Finish

DNS = Did Not Start
Fn = False Start





CAA 12th African Junior Athletics Championships



SUMMARY SUMMARY

RANK BIB SURNAME & NAME NOC DATE OF BIRTH HEAT LANE RANK WIND TIME
POS DOS NOM ET PRENOM NAT DATE DE NAISS. SERIE CLR POS VENT TEMPS



200 m - Men - First Round 200 m - Hommes - Premier Tour

WJR	19.93 BOLT Usain	1986	JAM	DEVONSHIRE	11 APR 2004
AJR	20.16 DEMPERS Riaan	1977	RSA	GERMISTON	07 APR 1995
CR	20.76 MEITE Ibrahim	1976	CIV	BOUAKE	1995

1	169	ODUDURU Divine	NGR	4	2	1	-3.4	20.93	Q
2	172	PEKA Victor	NGR	2	8	1	-3.2	21.45	Q
3	39	TCHAN BI Chan Aurel	CIV	3	3	1	-1.7	21.51	Q
4	64	ABABU FELEKE Gezahegn	ETH	2	5	2	-3.2	21.55	Q
5	35	CISSE Gue Arthur	CIV	1	7	1	-3.5	21.58	Q
6	230	SIAME Sydney	ZAM	4	7	2	-3.4	21.58	Q
7	32	AFOUMBA Gilles Anthony	CGO	2	4	3	-3.2	21.72	Q
8	75	BIRHANU KASA Henok	ETH	3	2	2	-1.7	21.77	Q
8	175	DE BRUIN Darren	RSA	4	1	3	-3.4	21.77	Q
10	125	KIPROTICH Geoffrey	KEN	3	5	3	-1.7	21.86	Q
11	232	HLAUGUYO Shingirai	ZIM	1	6	2	-3.5	21.96	Q
12	137	BENANDRO Sylvain	MAD	1	4	3	-3.5	22.03	Q
13	28	SEKGOPI Thabiso	BOT	1	8	4	-3.5	22.03	q
14	218	MZAMO Mngomezulu	SWZ	1	3	5	-3.5	22.12	q
15	155	TRAORE' Sekou	MLI	2	6	4	-3.2	22.20	q
16	111	SONKO Alagie	GAM	2	7	5	-3.2	22.23	q
17	199	SICOBO Dyland	SEY	2	2	6	-3.2	22.23	
18	236	MATIYENGA Tinotenda	ZIM	4	6	4	-3.4	22.24	
19	198	ROSELINE Jean Yves	SEY	4	8	5	-3.4	22.66	
20	40	ENGOULOUM Clement	CMR	3	6	4	-1.7	22.94	
21	215	SULIMAN Haistham	SUD	3	8	5	-1.7	23.11	
22	223	HAZEMBA Chidamba	ZAM	2	3	7	-3.2	23.16	
23	212	ELTAIB Haroun	SUD	1	2	6	-3.5	23.48	
24	15	CASSEQUE Antonio	ANG	4	3	6	-3.4	23.74	
25	201	ABDIZIZ SALAD Sharmaarke	SOM	1	5	7	-3.5	26.41	
26	202	ALI OSMAN Abdullahi	SOM	3	7	6	-1.7	27.31	

NOT RANKED

113	FAYE Assan	GAM	4	4	-3.4	DNS
190	FAYE Abdoulaye	SEN	4	5	-3.4	DNS
226	EKAJU Sam	UGA	3	4	-1.7	DNS

Qualification: First 3 in each heat (Q) and 4 fastest (q) to Semifinal

Legend

DQ = Disqualified
DNF = Did Not Finish

DNS = Did Not Start
Fn = False Start





CAA 12th African Junior Athletics Championships



QUALIFIED QUALIFIED

RANK BIB SURNAME & NAME NOC DATE OF BIRTH HEAT LANE RANK WIND TIME
POS DOS NOM ET PRENOM NAT DATE DE NAISS. SERIE CLR POS VENT TEMPS



200 m - Men - First Round 200 m - Hommes - Premier Tour

WJR	19.93	BOLT Usain	1986	JAM	DEVONSHIRE	11 APR 2004
AJR	20.16	DEMPERS Riaan	1977	RSA	GERMISTON	07 APR 1995
CR	20.76	MEITE Ibrahim	1976	CIV	BOUAKE	1995

1	169	ODUDURU Divine	NGR		4	2	1	-3.4	20.93	Q
2	172	PEKA Victor	NGR		2	8	1	-3.2	21.45	Q
3	39	TCHAN BI Chan Aurel	CIV		3	3	1	-1.7	21.51	Q
5	35	CISSE Gue Arthur	CIV		1	7	1	-3.5	21.58	Q
4	64	ABABU FELEKE Gezahegn	ETH		2	5	2	-3.2	21.55	Q
6	230	SIAME Sydney	ZAM		4	7	2	-3.4	21.58	Q
8	75	BIRHANU KASA Henok	ETH		3	2	2	-1.7	21.77	Q
11	232	HLAUGUYO Shingirai	ZIM		1	6	2	-3.5	21.96	Q
7	32	AFOUMBA Gilles Anthony	CGO		2	4	3	-3.2	21.72	Q
8	175	DE BRUIN Darren	RSA		4	1	3	-3.4	21.77	Q
10	125	KIPROTICH Geoffrey	KEN		3	5	3	-1.7	21.86	Q
12	137	BENANDRO Sylvain	MAD		1	4	3	-3.5	22.03	q
13	28	SEKGOPI Thabiso	BOT		1	8	4	-3.5	22.03	q
14	218	MZAMO Mngomezulu	SWZ		1	3	5	-3.5	22.12	q
15	155	TRAORE' Sekou	MLI		2	6	4	-3.2	22.20	q
16	111	SONKO Alagie	GAM		2	7	5	-3.2	22.23	q

Qualification: First 3 in each heat (Q) and 4 fastest (q) to Semifinal

Legend

DQ = Disqualified
DNF = Did Not Finish

DNS = Did Not Start
Fn = False Start

Addis Ababa (ETH) 5th - 8th march 2015

RPV-ASM.4.1.0 / 1

Data processing by Microplus Informatica - www.microplus.it - Timing by TimeTronics - www.timetrronics.be

(Printed at 07/03/2015 at 11:26)



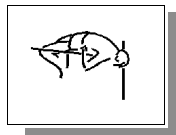


CAA 12th African Junior Athletics Championships



RESULTS RÉSULTATS

RANK BIB SURNAME & NAME NOC ORD 1.30 1.33 1.36 1.39 1.42 1.45 1.48 1.51 1.54 1.57 MARK POINTS TOT.PT
 DATE OF BIRTH 1.60 1.63 1.66 1.69 1.72 1.75
 POS DOS NOM ET PRENOM NAT ORD MESURE POINTS TOT.PT
 DATE DE NAISS.



High Jump - Heptathlon Saut en hauteur - Heptathlon

Heptathlon WJR	6542 KLUFT Carolina	1983	SWE	MUNCHEN	10 AUG 2002
Heptathlon AJR	5868 ROBBESON Justine	1985	RSA	GROSSETO	17 JUL 2004
Heptathlon CR	5366 SIMPSON Margaret	1981	GHA	TUNIS	1999

WJR	2.01 TURCHAK Olga	1967	KAZ	MOSKVA	07 JUL 1986
AJR	1.94 CLOETHE Hestrie	1978	RSA	TATRA	22 JUL 1997
CR	1.90 STROBECK Hestrie	1978	RSA	IBADAN	1997

1	369	KRUQUER Kaiqtion	NAM	7	-	-	-	-	-	0	-	0	-	0	1.72	879	1633
					0	0	XO	XO	0	XXX							
2	394	DU TOIT Nienka	RSA	3	-	-	-	-	0	0	0	0	0	0	1.60	736	1568
					0	XXX											
3	387	OSINBANJO Temidayo	NGR	5	-	-	-	0	0	0	0	0	XO	XXO	1.57	701	1628
					XXX												
4	432	MARC Celine	MRI	1	0	0	0	0	0	0	XXO	XO	0	XXX	1.54	666	1344
5	358	KILLOU Nahid	MAR	2	0	-	-	-	-	XXO	0	0	XO	XXX	1.54	666	1292
6	251	AINOUCHE Ania	ALG	4	0	0	0	0	0	XO	XXX				1.45	566	1294
7	355	EL GHALI Nezha	MAR	6	XXO	0	-	0	XO	XO	XXX				1.45	566	1300

Details:

Start time:10:50
Finish Time:12:24

Temperature:+20°C
Temperature:+24°C

Humidity:30%
Humidity:23%

Issued: 07/03/2015 at 12:23

Legend

DQ = Disqualified
DNF = Did Not Finish
X = Failed
- = Did Not Attempt

DNS = Did Not Start
NM = No Mark
O = Cleared





CAA 12th African Junior Athletics Championships



RESULTS RÉSULTATS

RANK BIB SURNAME & NAME NOC ORD - 1 - - 2 - - 3 - - 4 - - 5 - - 6 - MARK
DATE OF BIRTH
POS DOS NOM ET PRENOM NAT ORD - 1 - - 2 - - 3 - - 4 - - 5 - - 6 - MESURE
DATE DE NAISS.



Hammer Throw - Women - Final Lancer du marteau - Dames - Finale

WJR	73.24	ZHANG Wenxiu	1986	CHN	CHANGSHA	24 JUN 2005
AJR	58.86	ADEOYE Suzaan		NGR	ABUJA	14 OCT 2003
CR	59.94	TAHA Rana	1992	EGY	GABORONE	2011

1	288	MOHAMED MOSTAFA Israa	EGY	5	56.51	56.68	X	55.37	57.85	55.75	57.85
2	396	GREYLING Stefanie	RSA	3	X	X	X	47.80	53.71	X	53.71
3	399	JANSE VAN VUUREN Letitia	RSA	6	X	X		45.36	52.42	X	52.42
4	292	ACHRAM HAFEZ Fatma	EGY	1	46.12	47.49	X	48.82	49.03	47.89	49.03
5	431	ARMANDA Melissa	MRI	4	47.90	X		48.35	X	45.66	48.35
6	351	ADI Samira	MAR	2	43.69	X	X	38.69	44.51	45.87	45.87

Starting order	1	2	3	4	5	6							
Initial	292	351	396	431	288	399							
4th and 5th and 6th at	351	431	292	399	396	288							

Details:

Start time:17:00
Finish Time:17:40

Temperature:+24°C
Temperature:+23°C

Humidity:18%
Humidity:20%

Issued: 07/03/2015 at 18:10

Legend

DQ = Disqualified
DNF = Did Not Finish
X = Failed

DNS = Did Not Start
NM = No Mark





CAA 12th African Junior Athletics Championships



RESULTS RÉSULTATS AFTER 2 EVENTS - APRÈS 2 ÉPREUVES

RANK	BIB	SURNAME & NAME	NOC									BEHIND
POS	DOS	NOM ET PRENOM	NAT	100Hs	HJ	SP	200m	LJ	JT	800m		ÉCART
			ANNEE									



Heptathlon - Women Heptathlon - Dames

WJR	6542	KLUFT Carolina	1983	SWE	MUNCHEN	10 AUG 2002
AJR	5868	ROBBESON Justine	1985	RSA	GROSSETO	17 JUL 2004
CR	5366	SIMPSON Margaret	1981	GHA	TUNIS	1999

1	369	KRUQUER Kaiqtion	NAM	15.68 (-1.9) 754(3)	1.72 879(1) 1633(1)							1633
2	387	OSINBANJO Temidayo	NGR	14.37 (-1.9) 927(1)	1.57 701(3) 1628(2)							1628 5
3	394	DU TOIT Nienka	RSA	15.07 (-1.9) 832(2)	1.60 736(2) 1568(3)							1568 65
4	432	MARC Celine	MRI	16.30 (-1.9) 678(6)	1.54 666(4) 1344(4)							1344 289
5	355	EL GHALI Nezha	MAR	15.84 (-1.9) 734(4)	1.45 566(6) 1300(5)							1300 333
6	251	AINOUCHE Ania	ALG	15.89 (-1.9) 728(5)	1.45 566(6) 1294(6)							1294 339
7	358	KILLOU Nahid	MAR	16.74 (-1.9) 626(7)	1.54 666(4) 1292(7)							1292 341

Legend

DQ = Disqualified
DNF = Did Not Finish

DNS = Did Not Start
NM = No Mark





CAA 12th African Junior Athletics Championships



RESULTS RÉSULTATS

RANK BIB SURNAME & NAME NOC ORD 3.50 3.70 3.90 4.10 4.20 4.30 4.40 4.50 4.55 4.60 MARK
 DATE OF BIRTH
 POS DOS NOM ET PRENOM NAT ORD MESURE
 DATE DE NAISS.



Pole Vault - Men - Final Saut à la perche - Hommes - Finale

WJR	5.80	TARASOV Maksim	1970	RUS	BRYANSK	14 JUL 1989
AJR	5.46	BRITS Okkert	1973	RSA	PAARL	26 DEC 1992
CR	5.30	CHEYNE Rahme	1991	RSA	BAMBOUS	2009

1	222	MEJRI Seifeddine	TUN	3	-	-	-	-	-	0	-	-	XXX	4.40
2	151	ENAHORO Ituah	NGR	1	-	0	0	0	XXX					4.10
3	62	MOHAMED RAMADAN Moustafa	EGY	4	0	XXX								3.50

NOT RANKED

139 **AISSAOUI Marouane** MAR 2 **DNS**

Details: Start time:17:00 Temperature:+24°C Humidity:18%
 Finish Time:17:40 Temperature:+23°C Humidity:20%

Issued: 07/03/2015 at 17:43

Legend

DQ = Disqualified **DNS** = Did Not Start
DNF = Did Not Finish **NM** = No Mark
X = Failed **O** = Cleared
 - = Did Not Attempt





CAA 12th African Junior Athletics Championships



RESULTS RÉSULTATS

RANK	BIB	SURNAME & NAME	NOC	DATE OF BIRTH	LANE	R.T.	TIME
POS	DOS	NOM ET PRENOM	NAT	DATE DE NAISS.	CLR	T.R.	TEMPS



200 m - Women - First Round 200 m - Dames - Premier Tour

WJR	22.11	FELIX Allyson	1985	USA	CIUDAD DE ME	03 MAY 2003
AJR	22.52	ONYALI OMAGBENI Mary	1968	NGR	ROME	03 SEP 1987
CR	23.40	ATANGANA Delphine	1984	CMR	GAROUA	2003

HEAT 1 OF 2 SÉRIE 1 DES 2

(Wind: -2.0 m/s)

1	327	TAMANGNU YUMA Tegest	ETH	7	0.292	24.45 Q
2	376	ALPHONSUS Aniekeme	NGR	3	0.231	24.68 Q
3	393	DU PLOOY Simone	RSA	8	0.286	24.87 Q
4	337	MANIANG Mariama	GAM	2	0.154	25.97
5	274	TOTI Suzanne De Sienne	CIV	1	0.213	26.27
6	418	NIOZE Dianne	SEY	5	0.214	26.44
7	428	BANURA Maureen	UGA	6	0.316	27.08

NOT RANKED

271 MOHAMED ASW Basant EGY 4 DQ 162.8

Qualification: First 3 in each heat (Q) and 2 fastest (q) to Final

Details: Start time:17:25 Temperature:+24°C Humidity:18%



Issued: 07/03/2015 at 17:27

Legend

DQ = Disqualified
DNF = Did Not Finish

DNS = Did Not Start
Fn = False Start

Addis Ababa (ETH) 5th - 8th march 2015

CLV-ASF.4.1.1 / 1

Data processing by Microplus Informatica - www.microplus.it - Timing by TimeTronics - www.timetrronics.be

(Printed at 07/03/2015 at 17:42)





CAA 12th African Junior Athletics Championships



RESULTS RÉSULTATS

RANK	BIB	SURNAME & NAME	NOC	DATE OF BIRTH	LANE	R.T.	TIME
POS	DOS	NOM ET PRENOM	NAT	DATE DE NAISS.	CLR	T.R.	TEMPS



200 m - Women - First Round 200 m - Dames - Premier Tour

WJR	22.11	FELIX Allyson	1985	USA	CIUDAD DE ME	03 MAY 2003
AJR	22.52	ONYALI OMAGBENI Mary	1968	NGR	ROME	03 SEP 1987
CR	23.40	ATANGANA Delphine	1984	CMR	GAROUA	2003

HEAT 2 OF 2 SÉRIE 2 DES 2

(Wind: -3.9 m/s)

1	384	IDAMADUDU Praise	NGR	7	0.278	24.35 Q
2	397	HAUPT Robyn	RSA	5	0.258	25.30 Q
3	366	SACKO Fatoumata	MLI	2	0.197	25.45 Q
4	322	SEFA SURAJ Neima	ETH	8	0.321	25.67 q
5	349	THOMAS Maureen Nyatichi	KEN	3	0.180	25.69 q
6	272	KONE Maboundou	CIV	6	0.246	25.87
7	338	SANNEH Fatou	GAM	4	0.166	26.31
8	425	THESUNI Rose Seif	TAN	1		27.85

Qualification: First 3 in each heat (Q) and 2 fastest (q) to Final

Details:

Start time:17:33

Temperature:+24°C

Humidity:18%



Issued: 07/03/2015 at 17:34

Legend

DQ = Disqualified
DNF = Did Not Finish

DNS = Did Not Start
Fn = False Start

Addis Ababa (ETH) 5th - 8th march 2015

CLV-ASF.4.1.1 / 1

Data processing by Microplus Informatica - www.microplus.it - Timing by TimeTronics - www.timetrronics.be

(Printed at 07/03/2015 at 17:42)





CAA 12th African Junior Athletics Championships



SUMMARY SUMMARY

RANK BIB SURNAME & NAME NOC DATE OF BIRTH HEAT LANE RANK WIND TIME
POS DOS NOM ET PRENOM NAT DATE DE NAISS. SERIE CLR POS VENT TEMPS



200 m - Women - First Round 200 m - Dames - Premier Tour

WJR	22.11	FELIX Allyson	1985	USA	CIUDAD DE ME	03 MAY 2003
AJR	22.52	ONYALI OMAGBENI Mary	1968	NGR	ROME	03 SEP 1987
CR	23.40	ATANGANA Delphine	1984	CMR	GAROUA	2003

1	384	IDAMADUDU Praise	NGR		2	7	1	-3.9	24.35	Q
2	327	TAMANGNU YUMA Tegest	ETH		1	7	1	-2.0	24.45	Q
3	376	ALPHONSUS Aniekeme	NGR		1	3	2	-2.0	24.68	Q
4	393	DU PLOOY Simone	RSA		1	8	3	-2.0	24.87	Q
5	397	HAUPT Robyn	RSA		2	5	2	-3.9	25.30	Q
6	366	SACKO Fatoumata	MLI		2	2	3	-3.9	25.45	Q
7	322	SEFA SURAJ Neima	ETH		2	8	4	-3.9	25.67	q
8	349	THOMAS Maureen Nyatichi	KEN		2	3	5	-3.9	25.69	q
9	272	KONE Maboundou	CIV		2	6	6	-3.9	25.87	
10	337	MANIANG Mariama	GAM		1	2	4	-2.0	25.97	
11	274	TOTI Suzanne De Sienne	CIV		1	1	5	-2.0	26.27	
12	338	SANNEH Fatou	GAM		2	4	7	-3.9	26.31	
13	418	NIOZE Dianne	SEY		1	5	6	-2.0	26.44	
14	428	BANURA Maureen	UGA		1	6	7	-2.0	27.08	
15	425	THESUNI Rose Seif	TAN		2	1	8	-3.9	27.85	

NOT RANKED

271 **MOHAMED ASW Basant** EGY 1 4 -2.0 **DQ** 162.8

Qualification: First 3 in each heat (Q) and 2 fastest (q) to Final

Legend

DQ = Disqualified
DNF = Did Not Finish

DNS = Did Not Start
Fn = False Start





CAA 12th African Junior Athletics Championships



QUALIFIED QUALIFIED

RANK BIB SURNAME & NAME NOC DATE OF BIRTH HEAT LANE RANK WIND TIME
POS DOS NOM ET PRENOM NAT DATE DE NAISS. SERIE CLR POS VENT TEMPS



200 m - Women - First Round 200 m - Dames - Premier Tour

WJR	22.11	FELIX Allyson	1985	USA	CIUDAD DE ME	03 MAY 2003
AJR	22.52	ONYALI OMAGBENI Mary	1968	NGR	ROME	03 SEP 1987
CR	23.40	ATANGANA Delphine	1984	CMR	GAROUA	2003

1	384	IDAMADUDU Praise	NGR		2	7	1	-3.9	24.35	Q
2	327	TAMANGNU YUMA Tegest	ETH		1	7	1	-2.0	24.45	Q
3	376	ALPHONSUS Aniekeme	NGR		1	3	2	-2.0	24.68	Q
5	397	HAUPT Robyn	RSA		2	5	2	-3.9	25.30	Q
4	393	DU PLOOY Simone	RSA		1	8	3	-2.0	24.87	Q
6	366	SACKO Fatoumata	MLI		2	2	3	-3.9	25.45	Q
7	322	SEFA SURAJ Neima	ETH		2	8	4	-3.9	25.67	q
8	349	THOMAS Maureen Nyatichi	KEN		2	3	5	-3.9	25.69	q

Qualification: First 3 in each heat (Q) and 2 fastest (q) to Final

Legend

DQ = Disqualified
DNF = Did Not Finish

DNS = Did Not Start
Fn = False Start

Addis Ababa (ETH) 5th - 8th march 2015

RPV-ASF.4.1.0 / 1

Data processing by Microplus Informatica - www.microplus.it - Timing by TimeTronics - www.timetrronics.be

(Printed at 07/03/2015 at 17:36)





CAA 12th African Junior Athletics Championships



RESULTS RÉSULTATS

RANK	BIB	SURNAME & NAME	NOC	DATE OF BIRTH	LANE	R.T.	TIME
POS	DOS	NOM ET PRENOM	NAT	DATE DE NAISS.	CLR	T.R.	TEMPS



200 m - Men - Semifinal 200 m - Hommes - Demi-finale

WJR	19.93	BOLT Usain	1986	JAM	DEVONSHIRE	11 APR 2004
AJR	20.16	DEMPERS Riaan	1977	RSA	GERMISTON	07 APR 1995
CR	20.76	MEITE Ibrahim	1976	CIV	BOUAKE	1995

SEMIFINAL 1 DEMI FINALE 1

(Wind: -0.5 m/s)

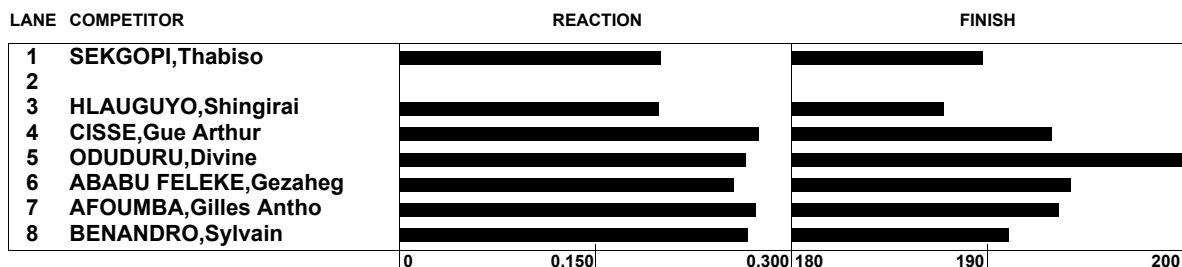
1	169	ODUDURU Divine	NGR	5	0.265	20.86 Q
2	64	ABABU FELEKE Gezahegn	ETH	6	0.256	21.47 Q
3	32	AFOUMBA Gilles Anthony	CGO	7	0.273	21.54 Q
4	35	CISSE Gue Arthur	CIV	4	0.275	21.58 q
5	137	BENANDRO Sylvain	MAD	8	0.267	21.83 q
6	28	SEKGOPI Thabiso	BOT	1	0.200	21.98
7	232	HLAUGUYO Shingirai	ZIM	3	0.198	22.21

NOT RANKED

111 SONKO Alagie GAM 2 DNS

Qualification: First 3 in each heat (Q) and 2 fastest (q) to Final

Details: Start time:17:44 Temperature:+23°C Humidity:20%



Issued: 07/03/2015 at 17:45

Legend


DQ = Disqualified
DNF = Did Not Finish

DNS = Did Not Start
Fn = False Start





CAA 12th African Junior Athletics Championships



RESULTS RÉSULTATS

RANK	BIB	SURNAME & NAME	NOC	DATE OF BIRTH	LANE	R.T.	TIME
POS	DOS	NOM ET PRENOM	NAT	DATE DE NAISS.	CLR	T.R.	TEMPS



200 m - Men - Semifinal 200 m - Hommes - Demi-finale

WJR	19.93	BOLT Usain	1986	JAM	DEVONSHIRE	11 APR 2004
AJR	20.16	DEMPERS Riaan	1977	RSA	GERMISTON	07 APR 1995
CR	20.76	MEITE Ibrahim	1976	CIV	BOUAKE	1995

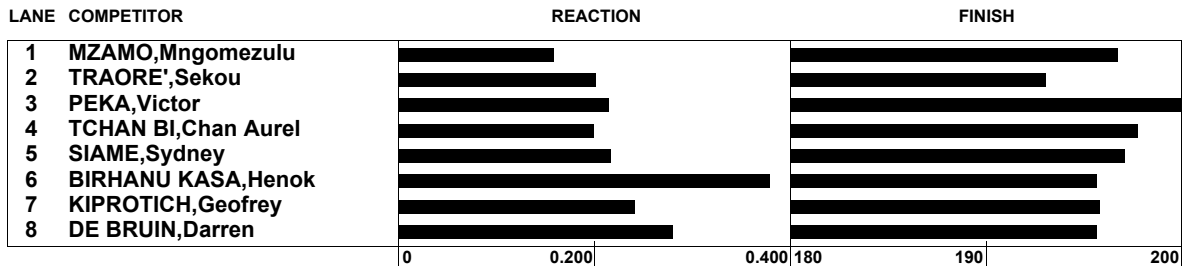
SEMIFINAL 2 DEMI FINALE 2

(Wind: -4.1 m/s)

1	172	PEKA Victor	NGR	3	0.215	21.70 Q
2	39	TCHAN BI Chan Aurel	CIV	4	0.199	21.94 Q
3	230	SIAME Sydney	ZAM	5	0.217	22.02 Q
4	218	MZAMO Mngomezulu	SWZ	1	0.158	22.06
5	125	KIPROTICH Geoffrey	KEN	7	0.241	22.16
6	175	DE BRUIN Darren	RSA	8	0.280	22.18
7	75	BIRHANU KASA Henok	ETH	6	0.379	22.18
8	155	TRAORE' Sekou	MLI	2	0.202	22.48

Qualification: First 3 in each heat (Q) and 2 fastest (q) to Final

Details: Start time:17:52 Temperature:+23°C Humidity:20%



Issued: 07/03/2015 at 17:55

Legend

DQ = Disqualified
DNF = Did Not Finish

DNS = Did Not Start
Fn = False Start

Addis Ababa (ETH) 5th - 8th march 2015

CLV-ASM.4.3.2 / 1

Data processing by Microplus Informatica - www.microplus.it - Timing by TimeTronics - www.timetrronics.be

(Printed at 07/03/2015 at 17:59)





CAA 12th African Junior Athletics Championships



SUMMARY SUMMARY

RANK BIB SURNAME & NAME NOC DATE OF BIRTH HEAT LANE RANK WIND TIME
POS DOS NOM ET PRENOM NAT DATE DE NAISS. SERIE CLR POS VENT TEMPS



200 m - Men - Semifinal 200 m - Hommes - Demi-finale

WJR	19.93 BOLT Usain	1986	JAM	DEVONSHIRE	11 APR 2004
AJR	20.16 DEMPERS Riaan	1977	RSA	GERMISTON	07 APR 1995
CR	20.76 MEITE Ibrahim	1976	CIV	BOUAKE	1995

1	169	ODUDURU Divine	NGR	1	5	1	-0.5	20.86	Q
2	64	ABABU FELEKE Gezahegn	ETH	1	6	2	-0.5	21.47	Q
3	32	AFOUMBA Gilles Anthony	CGO	1	7	3	-0.5	21.54	Q
4	35	CISSE Gue Arthur	CIV	1	4	4	-0.5	21.58	q
5	172	PEKA Victor	NGR	2	3	1	-4.1	21.70	Q
6	137	BENANDRO Sylvain	MAD	1	8	5	-0.5	21.83	q
7	39	TCHAN BI Chan Aurel	CIV	2	4	2	-4.1	21.94	Q
8	28	SEKGOPI Thabiso	BOT	1	1	6	-0.5	21.98	
9	230	SIAME Sydney	ZAM	2	5	3	-4.1	22.02	Q
10	218	MZAMO Mngomezulu	SWZ	2	1	4	-4.1	22.06	
11	125	KIPROTICH Geofrey	KEN	2	7	5	-4.1	22.16	
12	175	DE BRUIN Darren	RSA	2	8	6	-4.1	22.18	
13	75	BIRHANU KASA Henok	ETH	2	6	7	-4.1	22.18	
14	232	HLAUGUYO Shingirai	ZIM	1	3	7	-0.5	22.21	
15	155	TRAORE' Sekou	MLI	2	2	8	-4.1	22.48	

NOT RANKED

111 SONKO Alagie GAM 1 2 -0.5 DNS

Qualification: First 3 in each heat (Q) and 2 fastest (q) to Final

Legend

DQ = Disqualified
DNF = Did Not Finish

DNS = Did Not Start
Fn = False Start





CAA 12th African Junior Athletics Championships



QUALIFIED QUALIFIED

RANK BIB SURNAME & NAME NOC DATE OF BIRTH HEAT LANE RANK WIND TIME
POS DOS NOM ET PRENOM NAT DATE DE NAISS. SERIE CLR POS VENT TEMPS



200 m - Men - Semifinal 200 m - Hommes - Demi-finale

WJR	19.93	BOLT Usain	1986	JAM	DEVONSHIRE	11 APR 2004
AJR	20.16	DEMPERS Riaan	1977	RSA	GERMISTON	07 APR 1995
CR	20.76	MEITE Ibrahim	1976	CIV	BOUAKE	1995

1	169	ODUDURU Divine	NGR		1	5	1	-0.5	20.86	Q
5	172	PEKA Victor	NGR		2	3	1	-4.1	21.70	Q
2	64	ABABU FELEKE Gezahegn	ETH		1	6	2	-0.5	21.47	Q
7	39	TCHAN BI Chan Aurel	CIV		2	4	2	-4.1	21.94	Q
3	32	AFOUMBA Gilles Anthony	CGO		1	7	3	-0.5	21.54	Q
9	230	SIAME Sydney	ZAM		2	5	3	-4.1	22.02	Q
4	35	CISSE Gue Arthur	CIV		1	4	4	-0.5	21.58	q
6	137	BENANDRO Sylvain	MAD		1	8	5	-0.5	21.83	q

Qualification: First 3 in each heat (Q) and 2 fastest (q) to Final

Legend

DQ = Disqualified
DNF = Did Not Finish

DNS = Did Not Start
Fn = False Start

Addis Ababa (ETH) 5th - 8th march 2015

RPV-ASM.4.3.0 / 1

Data processing by Microplus Informatica - www.microplus.it - Timing by TimeTronics - www.timetrronics.be

(Printed at 07/03/2015 at 17:59)





CAA 12th African Junior Athletics Championships



RESULTS RÉSULTATS

RANK BIB SURNAME & NAME NOC ORD - 1 - - 2 - - 3 - - 4 - - 5 - - 6 - MARK POINTS TOT.PT
 DATE OF BIRTH
 POS DOS NOM ET PRENOM NAT ORD - 1 - - 2 - - 3 - - 4 - - 5 - - 6 - MESURE POINTS TOT.PT
 DATE DE NAISS.



Shot Put - Heptathlon Lancer du poids - Heptathlon

Heptathlon WJR	6542 KLUFT Carolina	1983	SWE	MUNCHEN	10 AUG 2002
Heptathlon AJR	5868 ROBBESON Justine	1985	RSA	GROSSETO	17 JUL 2004
Heptathlon CR	5366 SIMPSON Margaret	1981	GHA	TUNIS	1999

WJR	20.54 KUMBERNUSS Astrid	1970	GER	ORIMATTILA	01 JUL 1989
AJR	16.95 DU TOIT Simone	1988	RSA	BEIJING	15 AUG 2006
CR	16.93 KNOETZE Marli	1978	RSA	TUNIS	2005

1	394	DU TOIT Nienka	RSA	4	9.58	11.94	12.06				12.06	665	2233
2	358	KILLOU Nahid	MAR	3	9.26	10.11	10.40				10.40	556	1848
3	387	OSINBANJO Temidayo	NGR	1	9.51	X	8.89				9.51	497	2125
4	369	KRUQUER Kaiqtion	NAM	5	8.60	8.46	8.14				8.60	438	2071
5	251	AINOUCHE Ania	ALG	2	8.24	6.89	5.67				8.24	415	1709
6	432	MARC Celine	MRI	6	6.02	5.04	6.05				6.05	274	1618
7	355	EL GHALI Nezha	MAR	7	5.03	X	5.65				5.65	249	1549

Starting order	1	2	3	4	5	6	7								
	387	251	358	394	369	432	355								

Details:

Start time:17:55
Finish Time:18:23

Temperature:+24°C
Temperature:+23°C

Humidity:20%
Humidity:28%

Issued: 07/03/2015 at 18:27

Legend

DQ = Disqualified
DNF = Did Not Finish
X = Failed

DNS = Did Not Start
NM = No Mark





CAA 12th African Junior Athletics Championships



RESULTS RÉSULTATS AFTER 3 EVENTS - APRÈS 3 ÉPREUVES

RANK BIB SURNAME & NAME NOC YOB BEHIND
POS DOS NOM ET PRENOM NAT ANNEE ÉCART
100Hs HJ SP 200m LJ JT 800m



Heptathlon - Women - Final Heptathlon - Dames - Finale

WJR	6542 KLUFT Carolina	1983	SWE	MUNCHEN	10 AUG 2002
AJR	5868 ROBBESON Justine	1985	RSA	GROSSETO	17 JUL 2004
CR	5366 SIMPSON Margaret	1981	GHA	TUNIS	1999

RANK	BIB	SURNAME & NAME	NOC	100Hs	HJ	SP	200m	LJ	JT	800m	BEHIND
1	394	DU TOIT Nienka	RSA	15.07 (-1.9) 832(2)	1.60 736(2)	12.06 665(1)					2233
					1568(3)	2233(1)					
2	387	OSINBANJO Temidayo	NGR	14.37 (-1.9) 927(1)	1.57 701(3)	9.51 497(3)					2125 108
					1628(2)	2125(2)					
3	369	KRUQUER Kaiqtion	NAM	15.68 (-1.9) 754(3)	1.72 879(1)	8.60 438(4)					2071 162
					1633(1)	2071(3)					
4	358	KILLOU Nahid	MAR	16.74 (-1.9) 626(7)	1.54 666(4)	10.40 556(2)					1848 385
					1292(7)	1848(4)					
5	251	AINOUCHE Ania	ALG	15.89 (-1.9) 728(5)	1.45 566(6)	8.24 415(5)					1709 524
					1294(6)	1709(5)					
6	432	MARC Celine	MRI	16.30 (-1.9) 678(6)	1.54 666(4)	6.05 274(6)					1618 615
					1344(4)	1618(6)					
7	355	EL GHALI Nezha	MAR	15.84 (-1.9) 734(4)	1.45 566(6)	5.65 249(7)					1549 684
					1300(5)	1549(7)					

Legend

DQ = Disqualified
DNF = Did Not Finish

DNS = Did Not Start
NM = No Mark



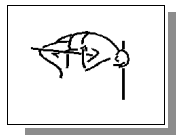


CAA 12th African Junior Athletics Championships



RESULTS RÉSULTATS

RANK BIB SURNAME & NAME NOC ORD 1.50 1.60 1.65 1.70 1.75 1.80 1.83 MARK
DATE OF BIRTH
POS DOS NOM ET PRENOM NAT ORD MESURE
DATE DE NAISS.



High Jump - Women - Final Saut en hauteur - Dames - Finale

WJR	2.01	TURCHAK Olga	1967	KAZ	MOSKVA	07 JUL 1986
AJR	1.94	CLOETHE Hestrie	1978	RSA	TATRA	22 JUL 1997
CR	1.90	STROBECK Hestrie	1978	RSA	IBADAN	1997

1	398	HIGGINS Marlize	RSA	4	-	O	O	O	XO	XXO	XXX	1.80
2	392	DU PLESSIS Julia	RSA	9	-	-	O	XXO	XO	XXX		1.75
3	362	SIBA Ghizlane	MAR	6	-	O	O	O	XXO	XXX		1.75
4	332	UCHAN UKELO Kut	ETH	5	-	O	XXO	XO	XXX			1.70
5	304	DIBOW UBANG Ariyat	ETH	8	-	-	XXO	XXO	XXX			1.70
6	365	BAH Aminata	MLI	3	O	O	XO	XXX				1.65
7	350	EL ALAOUI Fatima Zahra	MAR	1	XXO	O	XXO	XXX				1.65
8	379	ANIGBATA Grace	NGR	11	O	XO	XXX					1.60
9	275	SOUREYA Mahama	CMR	10	XO	XXX						1.50
9	415	ALMAZE Sami	SEY	2	XO	XXX						1.50

NOT RANKED

282 HAMOY KAMAL Reham EGY 7 DNS

Details: Start time:18:10 Temperature:+23°C Humidity:30%
Finish Time:19:35 Temperature:+21°C Humidity:33%

Issued: 07/03/2015 at 19:41

Legend

DQ = Disqualified
DNF = Did Not Finish
X = Failed
- = Did Not Attempt
DNS = Did Not Start
NM = No Mark
O = Cleared





CAA 12th African Junior Athletics Championships



RESULTS RÉSULTATS

RANK BIB SURNAME & NAME NOC ORD - 1 - - 2 - - 3 - - 4 - - 5 - - 6 - MARK
DATE OF BIRTH
POS DOS NOM ET PRENOM NAT ORD - 1 - - 2 - - 3 - - 4 - - 5 - - 6 - MESURE
DATE DE NAISS.



Triple Jump - Men - Final Triple Saut - Hommes - Finale

WJR	17.50 MAI Volker	1966	GER	ERFURT	23 JUN 1985
AJR	16.96 MOKOENA Godfrey Kotso	1985	RSA	BLOEMFONTEIN	02 APR 2004
CR	15.84 EL MEHD Kabbachi	1992	MAR	GABORONE	2011

RANK	BIB	SURNAME & NAME	NOC	ORD	1	2	3	4	5	6	MARK
1	10	SEBBAT Haithem	ALG	9	14.75	15.38	15.39	15.30	13.99	15.16	15.39
					-0.2	+1.1	+1.7	+2.8	+1.9	+0.5	+1.7
2	233	MADA Brian	ZIM	7	15.24	15.14	15.25	-	15.30	15.30	15.30
					+1.0	+2.6	+0.9		+0.4	+1.5	+0.4
3	139	AISSAOUI Marouane	MAR	8	X	X	15.30	X	X	15.19	15.30
					+1.9	+1.9	0.0	+0.3	+1.9	+2.8	0.0
4	121	CHERUYOT Jockthan K.	KEN	3	14.85	15.10	14.66	15.26	15.29	15.28	15.29
					+1.0	-0.1	-0.7	+0.7	+1.5	+0.4	+1.5
5	146	KHOUA Mohcine	MAR	6	14.70	14.67	14.93	14.83	14.18	14.91	14.93
					+1.1	+2.8	-0.2	+1.7	-0.5	+1.5	-0.2
6	53	ABDELHAMID ALI Hesham	EGY	4	14.54	14.19	14.37	14.82	14.67	14.81	14.82
					-0.3	+0.4	+0.7	+0.1	+3.1	-0.1	+0.1
7	78	BEFEKADU BARAK Solomon	ETH	5	14.76	14.53	13.96	14.26	X	13.10	14.76
					+1.2	+0.4	-0.2	+0.3	-0.1	+3.9	+1.2

NOT RANKED

54 ASHRAF Mohamed	EGY	1	-	-	-	-	-	-	-	-	DNS
66 ABEBE MOKONEN Mesfin	ETH	2									DNS

Starting order	1	2	3	4	5	6	7	8	9						
Initial	54	66	121	53	78	146	233	139	10						
4th and 5th and 6th at.	54	78	53	146	121	139	233	10							

Details: Start time:17:55 Temperature:+24°C Humidity:20%
Finish Time:19:05 Temperature:+24°C Humidity:22%

Issued: 07/03/2015 at 19:10

Legend

DQ = Disqualified
DNF = Did Not Finish
X = Failed
DNS = Did Not Start
NM = No Mark

Addis Ababa (ETH) 5th - 8th march 2015

REC-ASM.32.4.1 / 1

Data processing by Microplus Informatica - www.microplus.it - Timing by TimeTronics - www.timetrronics.be

(Printed at 07/03/2015 at 19:10)





CAA 12th African Junior Athletics Championships



RESULTS RÉSULTATS

RANK BIB SURNAME & NAME NOC DATE OF BIRTH LANE R.T. TIME
POS DOS NOM ET PRENOM NAT DATE DE NAISS. CLR T.R. TEMPS



110 m Hurdles - Men - First Round 110 m Haies - Hommes - Premier Tour

WJR	12.99	BELOCIAN Wilhem	1995	FRA	EUGENE	24 JUL 2014
AJR	13.38	ZAZA Wellington	1995	LBR	EUGENE	25 JUL 2014
CR	13.98	SMIT Loum	1988	RSA	OUAGADOUGOU	2007

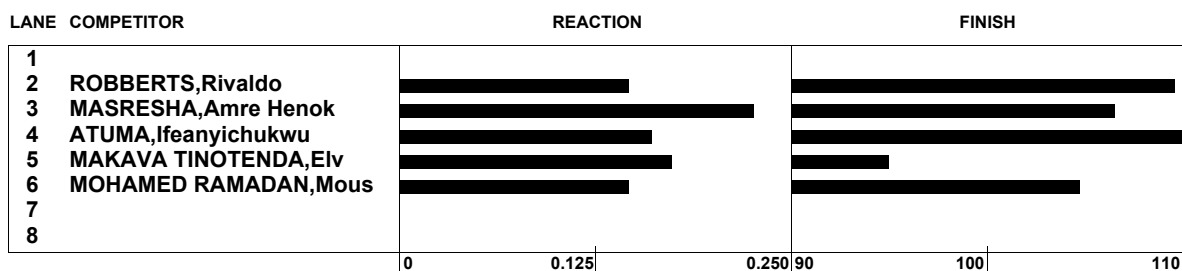
HEAT 1 OF 2 SÉRIE 1 DES 2

(Wind: -1.8 m/s)

1	161	ATUMA Ifeanyichukwu	NGR	4	0.161	13.61 Q CR
2	181	ROBBERTS Rivaldo	RSA	2	0.146	13.66 Q
3	90	MASRESHA Amre Henok	ETH	3	0.226	14.05 Q
4	62	MOHAMED RAMADAN Moustafa	EGY	6	0.146	14.29 q
5	47	MAKAVA TINOTENDA Elvis	ZIM	5	0.174	15.76

Qualification: First 3 in each heat (Q) and 2 fastest (q) to Final

Details: Start time:18:05 Temperature:+23°C Humidity:19%



Issued: 07/03/2015 at 18:07

Legend

DQ = Disqualified
DNF = Did Not Finish

DNS = Did Not Start
Fn = False Start





CAA 12th African Junior Athletics Championships



RESULTS RÉSULTATS

RANK	BIB	SURNAME & NAME	NOC	DATE OF BIRTH	LANE	R.T.	TIME
POS	DOS	NOM ET PRENOM	NAT	DATE DE NAISS.	CLR	T.R.	TEMPS



110 m Hurdles - Men - First Round 110 m Haies - Hommes - Premier Tour

WJR	12.99	BELOCIAN Wilhem	1995	FRA	EUGENE	24 JUL 2014
AJR	13.38	ZAZA Wellington	1995	LBR	EUGENE	25 JUL 2014
CR	13.98	SMIT Loum	1988	RSA	OUAGADOUGOU	2007

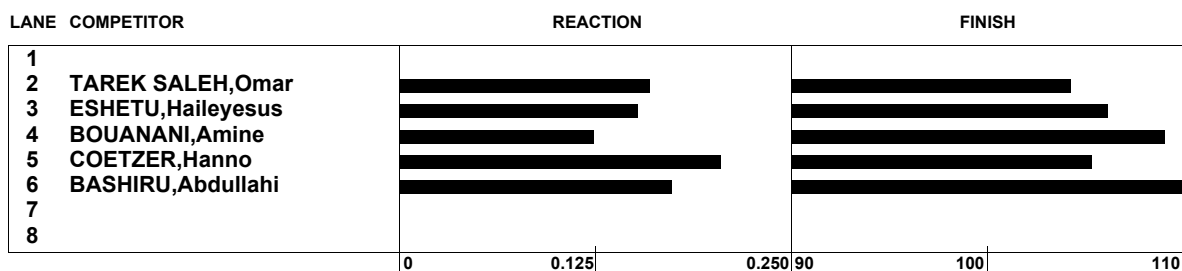
HEAT 2 OF 2 SÉRIE 2 DES 2

(Wind: -1.5 m/s)

1	163	BASHIRU Abdullahi	NGR	6	0.174	13.71 Q
2	3	BOUANANI Amine	ALG	4	0.124	13.82 Q
3	77	ESHETU Haileyesus	ETH	3	0.152	14.20 Q
4	173	COETZER Hanno	RSA	5	0.205	14.31 q
5	58	TAREK SALEH Omar	EGY	2	0.160	14.46

Qualification: First 3 in each heat (Q) and 2 fastest (q) to Final

Details: Start time:18:11 Temperature:+23°C Humidity:19%



Issued: 07/03/2015 at 18:12

Legend

DQ = Disqualified
DNF = Did Not Finish

DNS = Did Not Start
Fn = False Start





CAA 12th African Junior Athletics Championships



SUMMARY SUMMARY

RANK BIB SURNAME & NAME NOC DATE OF BIRTH HEAT LANE RANK WIND TIME
POS DOS NOM ET PRENOM NAT DATE DE NAISS. SERIE CLR POS VENT TEMPS



110 m Hurdles - Men - First Round 110 m Haies - Hommes - Premier Tour

WJR	12.99	BELOCIAN Wilhem	1995	FRA	EUGENE	24 JUL 2014
AJR	13.38	ZAZA Wellington	1995	LBR	EUGENE	25 JUL 2014
CR	13.98	SMIT Loum	1988	RSA	OUAGADOUGOU	2007

1	161	ATUMA Ifeanyichukwu	NGR		1	4	1	-1.8	13.61	Q CR
2	181	ROBERTS Rivaldo	RSA		1	2	2	-1.8	13.66	Q
3	163	BASHIRU Abdullahi	NGR		2	6	1	-1.5	13.71	Q
4	3	BOUANANI Amine	ALG		2	4	2	-1.5	13.82	Q
5	90	MASRESHA Amre Henok	ETH		1	3	3	-1.8	14.05	Q
6	77	ESHETU Haileyesus	ETH		2	3	3	-1.5	14.20	Q
7	62	MOHAMED RAMADAN Moustafa	EGY		1	6	4	-1.8	14.29	q
8	173	COETZER Hanno	RSA		2	5	4	-1.5	14.31	q
9	58	TAREK SALEH Omar	EGY		2	2	5	-1.5	14.46	
10	47	MAKAVA TINOTENDA Elvis	ZIM		1	5	5	-1.8	15.76	

Qualification: First 3 in each heat (Q) and 2 fastest (q) to Final

Legend

DQ = Disqualified
DNF = Did Not Finish

DNS = Did Not Start
Fn = False Start





CAA 12th African Junior Athletics Championships



QUALIFIED QUALIFIED

RANK BIB SURNAME & NAME NOC DATE OF BIRTH HEAT LANE RANK WIND TIME
POS DOS NOM ET PRENOM NAT DATE DE NAISS. SERIE CLR POS VENT TEMPS



110 m Hurdles - Men - First Round 110 m Haies - Hommes - Premier Tour

WJR	12.99	BELOCIAN Wilhem	1995	FRA	EUGENE	24 JUL 2014
AJR	13.38	ZAZA Wellington	1995	LBR	EUGENE	25 JUL 2014
CR	13.98	SMIT Loum	1988	RSA	OUAGADOUGOU	2007

1	161	ATUMA Ifeanyichukwu	NGR		1	4	1	-1.8	13.61	Q CR
3	163	BASHIRU Abdullahi	NGR		2	6	1	-1.5	13.71	Q
2	181	ROBERTS Rivaldo	RSA		1	2	2	-1.8	13.66	Q
4	3	BOUANANI Amine	ALG		2	4	2	-1.5	13.82	Q
5	90	MASRESHA Amre Henok	ETH		1	3	3	-1.8	14.05	Q
6	77	ESHETU Haileyesus	ETH		2	3	3	-1.5	14.20	Q
7	62	MOHAMED RAMADAN Moustafa	EGY		1	6	4	-1.8	14.29	q
8	173	COETZER Hanno	RSA		2	5	4	-1.5	14.31	q

Qualification: First 3 in each heat (Q) and 2 fastest (q) to Final

Legend

DQ = Disqualified
DNF = Did Not Finish

DNS = Did Not Start
Fn = False Start

Addis Ababa (ETH) 5th - 8th march 2015

RPV-ASM.19.1.0 / 1

Data processing by Microplus Informatica - www.microplus.it - Timing by TimeTronics - www.timetrronics.be

(Printed at 07/03/2015 at 20:06)






CAA 12th African Junior Athletics Championships



RESULTS RÉSULTATS

RANK BIB SURNAME & NAME NOC ORD - 1 - - 2 - - 3 - - 4 - - 5 - - 6 - MARK
DATE OF BIRTH
POS DOS NOM ET PRENOM NAT ORD - 1 - - 2 - - 3 - - 4 - - 5 - - 6 - MESURE
DATE DE NAISS.



Javelin Throw - Men - Final Lancer du javelot - Hommes - Finale

WJR	84.69	SIRMAIS Zigismunds	1992	LAT	BAUSKA	22 JUN 2011
AJR	80.03	RAUTENBACH Lohan	1986	RSA	DURBAN	16 APR 2005
CR	77.45	HIJMAN Wiilie		RSA	REDUIT	2001

RANK	BIB	SURNAME & NAME	NOC	ORD	1	2	3	4	5	6	MARK
1	59	SHERIF KHALIL Bahaa	EGY	6	64.98	58.53	70.09	58.32	63.10	61.15	70.09
2	179	LOUBSER Leon	RSA	5	X	58.66	66.02	62.64	67.69	66.03	67.69
3	98	OKELLO OJULU Othow	ETH	3	64.11	65.93	63.91	64.23	64.59	66.23	66.23
4	101	SHITIKA ALIYO Shiferaw	ETH	7	57.31	58.37	59.24	X	55.44	57.90	59.24
5	31	TSAPO Pako	BOT	4	53.11	57.76	57.57	X	X	X	57.76
6	151	ENAHORO Ituah	NGR	1	52.71	46.72	X	35.91	43.97	43.67	52.71
7	16	TRIGO Esmeraldino	ANG	2	X	X	50.71	46.72	X	X	50.71

Starting order	1	2	3	4	5	6	7								
Initial	151	16	98	31	179	59	101								
4th and 5th and 6th at.	16	151	31	101	98	179	59								

Details:

Start time:18:30
Finish Time:19:25

Temperature:+24°C
Temperature:+31°C

Humidity:28%
Humidity:33%

Issued: 07/03/2015 at 19:27

Legend

DQ = Disqualified
DNF = Did Not Finish
X = Failed

DNS = Did Not Start
NM = No Mark





CAA 12th African Junior Athletics Championships



RESULTS RÉSULTATS

RANK	BIB	SURNAME & NAME	NOC	DATE OF BIRTH	LANE	R.T.	TIME	POINTS	TOT.PT
POS	DOS	NOM ET PRENOM	NAT	DATE DE NAISS.	CLR	T.R.	TEMPS		POINTS TOT.PT



200 m - Heptathlon 200 m - Heptathlon

Heptathlon WJR	6542	KLUFT Carolina	1983	SWE	MUNCHEN		10 AUG 2002		
Heptathlon AJR	5868	ROBBESON Justine	1985	RSA	GROSSETO		17 JUL 2004		
Heptathlon CR	5366	SIMPSON Margaret	1981	GHA	TUNIS		1999		
WJR	22.11	FELIX Allyson	1985	USA	CIUDAD DE ME		03 MAY 2003		
AJR	22.52	ONYALI OMAGBENI Mary	1968	NGR	ROME		03 SEP 1987		
CR	23.40	ATANGANA Delphine	1984	CMR	GAROUA		2003		

(Wind: -2.1 m/s)

1	387	OSINBANJO Temidayo	NGR		8	0.286	25.40	850	2975
2	369	KRUQUER Kaiqtion	NAM		5	0.207	25.64	829	2900
3	355	EL GHALI Nezha	MAR		2	0.181	26.84	725	2274
4	394	DU TOIT Nienka	RSA		7	0.256	26.98	713	2946
5	432	MARC Celine	MRI		4	0.242	27.73	652	2270
6	251	AINOUCHE Ania	ALG		3	0.338	28.12	621	2330
7	358	KILLOU Nahid	MAR		6	0.250	29.82	495	2343

Details:

Start time:19:25

Temperature:+21°C

Humidity:33%



Issued: 07/03/2015 at 19:26

Legend

DQ = Disqualified
DNF = Did Not Finish

DNS = Did Not Start
Fn = False Start

Addis Ababa (ETH) 5th - 8th march 2015

CLV-ASF.704.4.1 / 1

Data processing by Microplus Informatica - www.microplus.it - Timing by TimeTronics - www.timetrronics.be

(Printed at 07/03/2015 at 19:29)





CAA 12th African Junior Athletics Championships



RESULTS RÉSULTATS AFTER 4 EVENTS - APRÈS 4 ÉPREUVES

RANK	BIB	SURNAME & NAME	NOC									BEHIND
			YOB									
POS	DOS	NOM ET PRENOM	NAT	100Hs	HJ	SP	200m	LJ	JT	800m		ÉCART
			ANNEE									



Heptathlon - Women - Final Heptathlon - Dames - Finale

WJR	6542	KLUFT Carolina	1983	SWE	MUNCHEN	10 AUG 2002
AJR	5868	ROBBESON Justine	1985	RSA	GROSSETO	17 JUL 2004
CR	5366	SIMPSON Margaret	1981	GHA	TUNIS	1999

1	387	OSINBANJO Temidayo	NGR	14.37 (-1.9) 927(1)	1.57 701(3)	9.51 497(3)	25.40 (-2.1) 850(1)					2975
				1628(2)	2125(2)	2975(1)						
2	394	DU TOIT Nienka	RSA	15.07 (-1.9) 832(2)	1.60 736(2)	12.06 665(1)	26.98 (-2.1) 713(4)					2946 29
				1568(3)	2233(1)	2946(2)						
3	369	KRUQUER Kaiqtion	NAM	15.68 (-1.9) 754(3)	1.72 879(1)	8.60 438(4)	25.64 (-2.1) 829(2)					2900 75
				1633(1)	2071(3)	2900(3)						
4	358	KILLOU Nahid	MAR	16.74 (-1.9) 626(7)	1.54 666(4)	10.40 556(2)	29.82 (-2.1) 495(7)					2343 632
				1292(7)	1848(4)	2343(4)						
5	251	AINOUCHE Ania	ALG	15.89 (-1.9) 728(5)	1.45 566(6)	8.24 415(5)	28.12 (-2.1) 621(6)					2330 645
				1294(6)	1709(5)	2330(5)						
6	355	EL GHALI Nezha	MAR	15.84 (-1.9) 734(4)	1.45 566(6)	5.65 249(7)	26.84 (-2.1) 725(3)					2274 701
				1300(5)	1549(7)	2274(6)						
7	432	MARC Celine	MRI	16.30 (-1.9) 678(6)	1.54 666(4)	6.05 274(6)	27.73 (-2.1) 652(5)					2270 705
				1344(4)	1618(6)	2270(7)						

Legend

DQ = Disqualified
DNF = Did Not Finish

DNS = Did Not Start
NM = No Mark





CAA 12th African Junior Athletics Championships



RESULTS RÉSULTATS

RANK	BIB	SURNAME & NAME	NOC	DATE OF BIRTH	LANE	R.T.	TIME
POS	DOS	NOM ET PRENOM	NAT	DATE DE NAISS.	CLR	T.R.	TEMPS



800 m - Men - First Round 800 m - Hommes - Premier Tour

WJR	1:41.73	AMOS Nijel	1994	BOT	LONDON	09 AUG 2012
AJR	1:41.73	AMOS Nijel	1994	BOT	LONDON	09 AUG 2012
CR	1:46.62	AMAN Mohamed	1994	ETH	GABORONE	2011

HEAT 1 OF 3 SÉRIE 1 DES 3

1	133	RONOH Patrick Kiprotich	KEN	5	1:50.01 Q
2	108	TURA WAYO Temam	ETH	7	1:50.63 Q
3	210	ABDELWAHAB Adam	SUD	6	1:52.93 q
4	206	CHOOOL Nywalo	SSD	8	1:55.74
5	227	CHAMA Godfrey	ZAM	4	1:56.86
6	204	HUSSEIN HASSAN Mohamed	SOM	3	2:01.47

NOT RANKED

22	GABAUKITE Gorata	BOT	2	DNS
----	------------------	-----	---	-----

Qualification: First 2 in each heat (Q) and 2 fastest (q) to Final

Intermediate (Bib and time):

400 m : 206 54.22

Details: Start time:18:28 Temperature:+23°C Humidity:19%

Issued: 07/03/2015 at 18:32

Legend

DQ = Disqualified
DNF = Did Not Finish

DNS = Did Not Start
Fn = False Start





CAA 12th African Junior Athletics Championships



RESULTS RÉSULTATS

RANK	BIB	SURNAME & NAME	NOC	DATE OF BIRTH	LANE	R.T.	TIME
POS	DOS	NOM ET PRENOM	NAT	DATE DE NAISS.	CLR	T.R.	TEMPS



800 m - Men - First Round 800 m - Hommes - Premier Tour

WJR	1:41.73	AMOS Nijel	1994	BOT	LONDON		09 AUG 2012
AJR	1:41.73	AMOS Nijel	1994	BOT	LONDON		09 AUG 2012
CR	1:46.62	AMAN Mohamed	1994	ETH	GABORONE		2011

HEAT 2 OF 3 SÉRIE 2 DES 3

1	224	BALIMUMITI Geoffrey	UGA		4		1:52.72 Q
2	152	KAYENTAO Amadou	MLI		5		1:53.37 Q
3	142	DLOUHRI Jaouad	MAR		3		1:53.40
4	45	ABDI ADEN Abdi	DJI		7		1:56.14
5	213	HAMID Elhadi	SUD		8		1:56.59

NOT RANKED

207	JOSIPH Akon	SSD		2		DNS
13	SANGAHANLI Avelino	ANG		6		DQ 163.3 (a)

Qualification: First 2 in each heat (Q) and 2 fastest (q) to Final

Intermediate (Bib and time):

400 m : 142 54.70

Details: Start time:18:35 Temperature:+24°C Humidity:28%

Issued: 07/03/2015 at 18:48

Legend

DQ = Disqualified
DNF = Did Not Finish

DNS = Did Not Start
Fn = False Start





CAA 12th African Junior Athletics Championships



RESULTS RÉSULTATS

RANK	BIB	SURNAME & NAME	NOC	DATE OF BIRTH	LANE	R.T.	TIME
POS	DOS	NOM ET PRENOM	NAT	DATE DE NAISS.	CLR	T.R.	TEMPS



800 m - Men - First Round 800 m - Hommes - Premier Tour

WJR	1:41.73	AMOS Nijel	1994	BOT	LONDON	09 AUG 2012
AJR	1:41.73	AMOS Nijel	1994	BOT	LONDON	09 AUG 2012
CR	1:46.62	AMAN Mohamed	1994	ETH	GABORONE	2011

HEAT 3 OF 3 SÉRIE 3 DES 3

1	105	TERACHA BEGNA Mengistu	ETH	7	1:50.72 Q
2	128	KOECH Jonah Kipruto	KEN	2	1:50.73 Q
3	148	OUSSAMA Nabil	MAR	5	1:51.63 q
4	238	MUTSETSE Nyasha	ZIM	4	1:54.60
5	46	ABDIFATAH DAHER Awaleh	DJI	8	1:55.50
6	114	MARONG Demba	GAM	6	1:56.92
7	203	HUSSEIN HASSAN Ahmed	SOM	3	2:10.65

Qualification: First 2 in each heat (Q) and 2 fastest (q) to Final

Intermediate (Bib and time):

400 m : 105 55.72

Details: Start time:18:42 Temperature:+24°C Humidity:28%

Issued: 07/03/2015 at 18:45

Legend

DQ = Disqualified
DNF = Did Not Finish

DNS = Did Not Start
Fn = False Start

Addis Ababa (ETH) 5th - 8th march 2015

CLV-ASM.6.1.2 / 1

Data processing by Microplus Informatica - www.microplus.it - Timing by TimeTronics - www.timetrronics.be

(Printed at 07/03/2015 at 18:49)





CAA 12th African Junior Athletics Championships



SUMMARY SUMMARY

RANK BIB SURNAME & NAME NOC DATE OF BIRTH HEAT LANE RANK WIND TIME
POS DOS NOM ET PRENOM NAT DATE DE NAISS. SERIE CLR POS VENT TEMPS



800 m - Men - First Round 800 m - Hommes - Premier Tour

WJR	1:41.73	AMOS Nijel	1994	BOT	LONDON	09 AUG 2012
AJR	1:41.73	AMOS Nijel	1994	BOT	LONDON	09 AUG 2012
CR	1:46.62	AMAN Mohamed	1994	ETH	GABORONE	2011

1	133	RONOH Patrick Kiprotich	KEN		1	5	1	1:50.01	Q
2	108	TURA WAYO Temam	ETH		1	7	2	1:50.63	Q
3	105	TERACHA BEGNA Mengistu	ETH		3	7	1	1:50.72	Q
4	128	KOECH Jonah Kipruto	KEN		3	2	2	1:50.73	Q
5	148	OUSSAMA Nabil	MAR		3	5	3	1:51.63	q
6	224	BALIMUMITI Geoffrey	UGA		2	4	1	1:52.72	Q
7	210	ABDELWAHAB Adam	SUD		1	6	3	1:52.93	q
8	152	KAYENTAO Amadou	MLI		2	5	2	1:53.37	Q
9	142	DLOUHRI Jaouad	MAR		2	3	3	1:53.40	
10	238	MUTSETSE Nyasha	ZIM		3	4	4	1:54.60	
11	46	ABDIFATAH DAHER Awaleh	DJI		3	8	5	1:55.50	
12	206	CHOOOL Nywalo	SSD		1	8	4	1:55.74	
13	45	ABDI ADEN Abdi	DJI		2	7	4	1:56.14	
14	213	HAMID Elhadi	SUD		2	8	5	1:56.59	
15	227	CHAMA Godfrey	ZAM		1	4	5	1:56.86	
16	114	MARONG Demba	GAM		3	6	6	1:56.92	
17	204	HUSSEIN HASSAN Mohamed	SOM		1	3	6	2:01.47	
18	203	HUSSEIN HASSAN Ahmed	SOM		3	3	7	2:10.65	

NOT RANKED

22	GABAUKITE Gorata	BOT	1	2		DNS
207	JOSIPH Akon	SSD	2	2		DNS
13	SANGAHANLI Avelino	ANG	2	6	6	DQ 163.3 (a)

Qualification: First 2 in each heat (Q) and 2 fastest (q) to Final

Legend

DQ = Disqualified
DNF = Did Not Finish

DNS = Did Not Start
Fn = False Start





CAA 12th African Junior Athletics Championships



QUALIFIED QUALIFIED

RANK BIB SURNAME & NAME NOC DATE OF BIRTH HEAT LANE RANK WIND TIME
POS DOS NOM ET PRENOM NAT DATE DE NAISS. SERIE CLR POS VENT TEMPS



800 m - Men - First Round 800 m - Hommes - Premier Tour

WJR	1:41.73	AMOS Nijel	1994	BOT	LONDON	09 AUG 2012
AJR	1:41.73	AMOS Nijel	1994	BOT	LONDON	09 AUG 2012
CR	1:46.62	AMAN Mohamed	1994	ETH	GABORONE	2011

1	133	RONOH Patrick Kiprotich	KEN		1	5	1	1:50.01	Q
3	105	TERACHA BEGNA Mengistu	ETH		3	7	1	1:50.72	Q
6	224	BALIMUMITI Geoffrey	UGA		2	4	1	1:52.72	Q
2	108	TURA WAYO Temam	ETH		1	7	2	1:50.63	Q
4	128	KOECH Jonah Kipruto	KEN		3	2	2	1:50.73	Q
8	152	KAYENTAO Amadou	MLI		2	5	2	1:53.37	Q
5	148	OUSSAMA Nabil	MAR		3	5	3	1:51.63	q
7	210	ABDELWAHAB Adam	SUD		1	6	3	1:52.93	q

Qualification: First 2 in each heat (Q) and 2 fastest (q) to Final

Legend

DQ = Disqualified
DNF = Did Not Finish

DNS = Did Not Start
Fn = False Start

Addis Ababa (ETH) 5th - 8th march 2015

RPV-ASM.6.1.0 / 1

Data processing by Microplus Informatica - www.microplus.it - Timing by TimeTronics - www.timetrronics.be

(Printed at 07/03/2015 at 18:49)





CAA 12th African Junior Athletics Championships



RESULTS RÉSULTATS

RANK BIB SURNAME & NAME NOC DATE OF BIRTH ORD TIME
POS DOS NOM ET PRENOM NAT DATE DE NAISS. ORD TEMPS



5000 m - Women - Final 5000 m - Dames - Finale

WJR	14:30.88	DIBABA Tirunesh	1985	ETH	BERGEN	11 JUN 2004
AJR	14:30.88	DIBABA Tirunesh	1985	ETH	BERGEN	11 JUN 2004
CR	15:54.66	CHEPKOECH Caroline	1994	KEN	GABORONE	2011

1	335	MAMO WOLDU Etagegn	ETH	5	17:02.71
2	316	LEWETEGN Sintayehu	ETH	3	17:03.87
3	430	CHESANG Stella	UGA	2	17:04.91
4	339	CHEBET Emily	KEN	8	17:06.59
5	346	MATEIKO Valentina	KEN	1	17:07.24
6	259	NAHIMANA Cavaline	BDI	6	17:17.33
7	260	NIYOMWUNGERE Francine	BDI	4	18:00.77
8	276	TATAH Carine	CMR	7	19:10.40

Intermediate (Bib and time):

1000 m: 260 3:35.42 2000 m: 260 7:16.08 3000 m: 335 10:53.51
4000 m: 430 14:08.05

Details: Start time:18:56 Temperature:+24°C Humidity:28%

Issued: 07/03/2015 at 19:18

Legend

DQ = Disqualified
DNF = Did Not Finish

DNS = Did Not Start
* = Caution





CAA 12th African Junior Athletics Championships



RESULTS RÉSULTATS

RANK BIB TEAM NOC LANE R.T. TIME
POS DOS ÉQUIPE NAT CLR T.R. TEMPS



4 x 100 Relay - Women - Final 4 x 100 Relais - Dames - Finale

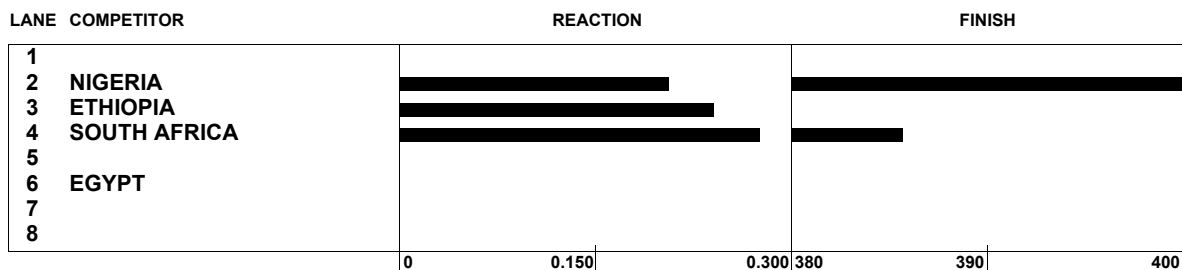
WJR	43.29	UNITED STATES BLUE JUN.	USA	EUGENE	08 AUG 2006
AJR	43.44	NIGERIA	NGR	NAIROBI	09 AUG 1987
CR	45.73	NIGERIA	NGR	IBADAN	1997

1	NIGERIA	NGR	2	0.206	44.83	CR
376 ALPHONSUS Aniekeme - 371 ABOLAJI Omotayo - 373 ADIAKEREHWHA Blessing - 382 BRUME Ese						
2	SOUTH AFRICA	RSA	4	0.276	46.49	
400 JOHNSON Carla - 393 DU PLOOY Simone - 397 HAUPT Robyn - 404 THOMAS Tamzyn						
3	ETHIOPIA	ETH	3	0.241	48.30	
307 FREW Fayy - 315 KEDIR Besa - 306 EMAGNU Mintamir - 312 KEBEDE Abise						
4	EGYPT	EGY	6		48.32	
281 AMR GABER AHMED Lina - 289 MOHAMED SAMIR OWIS Esraa - 273 GAMAL AHMED Salma - 271 MOHAMED ASW Basant						

NOT RANKED

MOROCCO	MAR	5	DNS
355 EL GHALI Nezha - 358 KILLOU Nahid - 362 SIBA Ghizlane - 351 ADI Samira - 350 EL ALAOUI Fatima Zahra			

Details: Start time:19:39 Temperature:+21°C Humidity:33%



Issued: 07/03/2015 at 19:41

Legend

DQ = Disqualified
DNF = Did Not Finish

DNS = Did Not Start
Fn = False Start





CAA 12th African Junior Athletics Championships



RESULTS RÉSULTATS

RANK BIB TEAM NOC LANE R.T. TIME
POS DOS ÉQUIPE NAT CLR T.R. TEMPS



4 x 100 Relay - Men - Final 4 x 100 Relais - Hommes - Finale

WJR	38.66	UNITED STATES JUNIOR	USA	GROSSETO	18 JUL 2004
AJR	39.51	COTE D'IVOIRE	CIV	BOUAKE	22 JUL 1995
CR	39.51	COTE D'IVOIRE	CIV	BOUAKE	1995

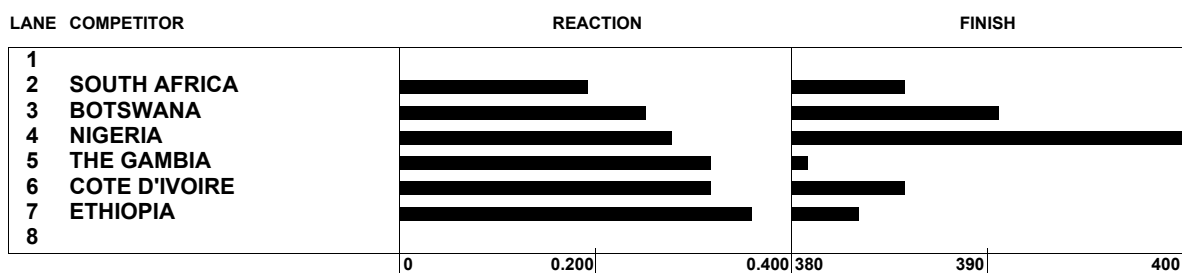
FINAL FINALE

1	NIGERIA	NGR	4	0.278	39.99
166 IGUBE Thankgod - 172 PEKA Victor - 171 OLISAKWE Chukwudi - 169 ODUDURU Divine					
2	BOTSWANA	BOT	3	0.251	40.95
28 SEKGOPI Thabiso - 27 SCOTCH Leungo - 24 MOTHIBI Karabo - 20 BASIMA Vincent					
3	SOUTH AFRICA	RSA	2	0.192	41.46
178 LOMBAARD Larry - 181 ROBERTS Rivaldo - 173 COETZER Hanno - 175 DE BRUIN Darren					
4	COTE D'IVOIRE	CIV	6	0.318	41.46
36 KOFFI N'Dri Constant - 39 TCHAN BI Chan Aurel - 38 LEDJOU Jean Marc - 35 CISSE Gue Arthur					
5	ETHIOPIA	ETH	7	0.360	41.71
65 ABDELA HASSEN Ahimed - 95 MOHAMMED Bediru - 86 KEMAL KERETA Abdusetar - 102 SOLOMON JINOLO Barnabas					
6	THE GAMBIA	GAM	5	0.318	42.00
115 CAMARA Ebrima - 116 KEITA Tijan - 113 FAYE Assan - 112 JOOF Alieu					

NOT RANKED

ZAMBIA	ZAM	1	DNS
227 CHAMA Godfrey - 228 KASINDA Brian - 223 HAZEMBA Chidamba - 230 SIAME Sydney			
KENYA	KEN	8	DNS
125 KIPROTICH Geoffrey - 135 SAMPAO Alexander - 132 MUTUNGA Stanley Kieti - 121 CHERUYOT Jockthan K.			

Details: Start time:19:53 Temperature:+21°C Humidity:33%



Issued: 07/03/2015 at 19:54

Legend

DQ = Disqualified
DNF = Did Not Finish

DNS = Did Not Start
Fn = False Start

