



CAA 12th African Junior Athletics Championships



RESULTS RÉSULTATS

RANK BIB SURNAME & NAME NOC ORD - 1 - - 2 - - 3 - - 4 - - 5 - - 6 - MARK POINTS TOT.PT
 DATE OF BIRTH
 POS DOS NOM ET PRENOM NAT ORD - 1 - - 2 - - 3 - - 4 - - 5 - - 6 - MESURE POINTS TOT.PT
 DATE DE NAISS.



Long Jump - Heptathlon Saut en longueur - Heptatlon

| | | | | | |
|----------------|-----------------------|------|-----|----------|-------------|
| Heptathlon WJR | 6542 KLUFT Carolina | 1983 | SWE | MUNCHEN | 10 AUG 2002 |
| Heptathlon AJR | 5868 ROBBESON Justine | 1985 | RSA | GROSSETO | 17 JUL 2004 |
| Heptathlon CR | 5366 SIMPSON Margaret | 1981 | GHA | TUNIS | 1999 |

| | | | | | |
|-----|----------------------|------|-----|------------|-------------|
| WJR | 7.14 DRECHSLER Heike | 1964 | GER | BRATISLAVA | 04 JUN 1983 |
| AJR | 6.59 UTONDU Beatrice | 1969 | NGR | AUSTIN | 07 MAY 1988 |
| CR | 6.25 UMELO Grace | 1978 | ALG | IBADAN | 1997 |

| RANK | BIB | SURNAME & NAME | NOC | ORD | 1 | 2 | 3 | 4 | 5 | 6 | 7 | MARK | POINTS | TOT.PT |
|------|-----|--------------------|-----|-----|------|------|------|---|---|---|---|-------------|------------|--------|
| 1 | 387 | OSINBANJO Temidayo | NGR | 6 | 5.38 | 5.33 | 5.66 | | | | | 5.66 | 747 | 3722 |
| | | | | | +1.5 | -0.3 | +0.1 | | | | | +0.1 | | |
| 2 | 369 | KRUQUER Kaiqtion | NAM | 1 | 5.42 | 5.39 | 5.43 | | | | | 5.43 | 680 | 3580 |
| | | | | | -0.8 | +0.8 | +1.6 | | | | | +1.6 | | |
| 3 | 394 | DU TOIT Nienka | RSA | 4 | 4.79 | 4.60 | 5.17 | | | | | 5.17 | 606 | 3552 |
| | | | | | +0.2 | -0.4 | -1.4 | | | | | -1.4 | | |
| 4 | 432 | MARC Celine | MRI | 5 | 4.93 | 4.88 | 5.06 | | | | | 5.06 | 576 | 2846 |
| | | | | | +1.0 | 0.0 | +0.6 | | | | | +0.6 | | |
| 5 | 358 | KILLOU Nahid | MAR | 3 | 4.59 | 4.99 | 4.95 | | | | | 4.99 | 557 | 2900 |
| | | | | | -1.6 | +1.6 | -2.6 | | | | | +1.6 | | |
| 6 | 251 | AINOUCHE Ania | ALG | 7 | 4.77 | 4.79 | 4.95 | | | | | 4.95 | 546 | 2876 |
| | | | | | +4.0 | +1.3 | +0.8 | | | | | +0.8 | | |
| 7 | 355 | EL GHALI Nezha | MAR | 2 | 4.60 | 3.83 | X | | | | | 4.60 | 454 | 2728 |
| | | | | | -3.3 | -1.3 | -2.2 | | | | | -3.3 | | |

| | | | | | | | | | | | | | | |
|----------------|-----|-----|-----|-----|-----|-----|-----|--|--|--|--|--|--|--|
| Starting order | 1 | 2 | 3 | 4 | 5 | 6 | 7 | | | | | | | |
| | 369 | 355 | 358 | 394 | 432 | 387 | 251 | | | | | | | |

Details:

Start time:14:00
Finish Time:14:30

Temperature:+24°C
Temperature:+24°C

Humidity:23%
Humidity:23%

Issued: 08/03/2015 at 14:29

Legend

DQ = Disqualified
DNF = Did Not Finish
X = Failed

DNS = Did Not Start
NM = No Mark





CAA 12th African Junior Athletics Championships



RESULTS RÉSULTATS AFTER 5 EVENTS - APRÈS 5 ÉPREUVES

| | | | | | | | | | | | | |
|------|-----|----------------|-------|-------|----|----|------|----|----|------|--|--------|
| RANK | BIB | SURNAME & NAME | NOC | | | | | | | | | BEHIND |
| POS | DOS | NOM ET PRENOM | NAT | 100Hs | HJ | SP | 200m | LJ | JT | 800m | | ÉCART |
| | | | ANNEE | | | | | | | | | |



Heptathlon - Women - Final Heptathlon - Dames - Finale

| | | | | | | |
|-----|------|------------------|------|-----|----------|-------------|
| WJR | 6542 | KLUFT Carolina | 1983 | SWE | MUNCHEN | 10 AUG 2002 |
| AJR | 5868 | ROBBESON Justine | 1985 | RSA | GROSSETO | 17 JUL 2004 |
| CR | 5366 | SIMPSON Margaret | 1981 | GHA | TUNIS | 1999 |

| | | | | | | | | | |
|---|-----|--------------------|-----|--|---------------------------------|----------------------------------|--|---------------------------------------|--------------------|
| 1 | 387 | OSINBANJO Temidayo | NGR | 14.37 (-1.9) 927(1) 1628(2) | 1.57 701(3) 2125(2) | 9.51 497(3) 2125(2) | 25.40 (-2.1) 850(1) 2975(1) | 5.66 (+0.1) 747(1) 3722(1) | 3722 |
| 2 | 369 | KRUQUER Kaiqtion | NAM | 15.68 (-1.9) 754(3) 1633(1) | 1.72 879(1) 2071(3) | 8.60 438(4) 2071(3) | 25.64 (-2.1) 829(2) 2900(3) | 5.43 (+1.6) 680(2) 3580(2) | 3580 142 |
| 3 | 394 | DU TOIT Nienka | RSA | 15.07 (-1.9) 832(2) 1568(3) | 1.60 736(2) 2233(1) | 12.06 665(1) 2233(1) | 26.98 (-2.1) 713(4) 2946(2) | 5.17 (-1.4) 606(3) 3552(3) | 3552 170 |
| 4 | 358 | KILLOU Nahid | MAR | 16.74 (-1.9) 626(7) 1292(7) | 1.54 666(4) 1292(7) | 10.40 556(2) 1848(4) | 29.82 (-2.1) 495(7) 2343(4) | 4.99 (+1.6) 557(5) 2900(4) | 2900 822 |
| 5 | 251 | AINOUCHE Ania | ALG | 15.89 (-1.9) 728(5) 1294(6) | 1.45 566(6) 1709(5) | 8.24 415(5) 1709(5) | 28.12 (-2.1) 621(6) 2330(5) | 4.95 (+0.8) 546(6) 2876(5) | 2876 846 |
| 6 | 432 | MARC Celine | MRI | 16.30 (-1.9) 678(6) 1344(4) | 1.54 666(4) 1344(4) | 6.05 274(6) 1618(6) | 27.73 (-2.1) 652(5) 2270(7) | 5.06 (+0.6) 576(4) 2846(6) | 2846 876 |
| 7 | 355 | EL GHALI Nezha | MAR | 15.84 (-1.9) 734(4) 1300(5) | 1.45 566(6) 1300(5) | 5.65 249(7) 1549(7) | 26.84 (-2.1) 725(3) 2274(6) | 4.60 (-3.3) 454(7) 2728(7) | 2728 994 |

Legend

DQ = Disqualified
DNF = Did Not Finish

DNS = Did Not Start
NM = No Mark






CAA 12th African Junior Athletics Championships



RESULTS RÉSULTATS

RANK BIB SURNAME & NAME NOC ORD - 1 - - 2 - - 3 - - 4 - - 5 - - 6 - MARK POINTS TOT.PT
 DATE OF BIRTH
 POS DOS NOM ET PRENOM NAT ORD - 1 - - 2 - - 3 - - 4 - - 5 - - 6 - MEASURE POINTS TOT.PT
 DATE DE NAISS.



Javelin Throw - Heptathlon Lancer du javelot - Heptathlon

| | | | | | |
|----------------|-----------------------|------|-----|----------|-------------|
| Heptathlon WJR | 6542 KLUFT Carolina | 1983 | SWE | MUNCHEN | 10 AUG 2002 |
| Heptathlon AJR | 5868 ROBBESON Justine | 1985 | RSA | GROSSETO | 17 JUL 2004 |
| Heptathlon CR | 5366 SIMPSON Margaret | 1981 | GHA | TUNIS | 1999 |

| | | | | | |
|-----|-----------------------|------|-----|--------------|-------------|
| WJR | 63.01 REBRYK Vira | 1989 | UKR | BYDGOSZCZ | 10 JUL 2008 |
| AJR | 58.33 VILJOEN Sunette | 1983 | RSA | POTCHEFSTROO | 07 FEB 2002 |
| CR | 54.55 BRITS Tazmin | 1991 | RSA | BAMBOUS | 2009 |

| | | | | | | | | | | | | | | | | | | | | | |
|---|-----|--------------------|-----|---|---|-------|-------|-------|--|--|--|--|--|--|--|--|--|--------------|--------------|------------|------|
| 1 | 394 | DU TOIT Nienka | RSA | 3 | X | 30.96 | 34.80 | | | | | | | | | | | 34.80 | 568 | 4120 | |
| 2 | 369 | KRUQUER Kaiqtion | NAM | 6 | | 26.69 | 24.51 | 25.61 | | | | | | | | | | | 26.69 | 414 | 3994 |
| 3 | 387 | OSINBANJO Temidayo | NGR | 4 | | 20.13 | 21.70 | 26.48 | | | | | | | | | | | 26.48 | 410 | 4132 |
| 4 | 358 | KILLOU Nahid | MAR | 1 | | X | X | 26.36 | | | | | | | | | | | 26.36 | 408 | 3308 |
| 5 | 251 | AINOUCHE Ania | ALG | 7 | | 26.31 | 24.57 | X | | | | | | | | | | | 26.31 | 407 | 3283 |

NOT RANKED

| | | | | | | | | | | | | | | | | | | | | | |
|-----|----------------|-----|---|--|---|---|---|--|--|--|--|--|--|--|--|--|--|--|--|--|-----------|
| 355 | EL GHALI Nezha | MAR | 2 | | X | X | X | | | | | | | | | | | | | | NM |
| 432 | MARC Celine | MRI | 5 | | X | X | X | | | | | | | | | | | | | | NM |

| | | | | | | | | | | | | | | | | | | | | | |
|----------------|-----|-----|-----|-----|-----|-----|-----|--|--|--|--|--|--|--|--|--|--|--|--|--|--|
| Starting order | 1 | 2 | 3 | 4 | 5 | 6 | 7 | | | | | | | | | | | | | | |
| | 358 | 355 | 394 | 387 | 432 | 369 | 251 | | | | | | | | | | | | | | |

Details: Start time:15:20 Temperature:+24°C Humidity:18%
 Finish Time:15:50 Temperature:+25°C Humidity:18%

Issued: 08/03/2015 at 15:58

Legend

DQ = Disqualified
 DNF = Did Not Finish
 X = Failed
 DNS = Did Not Start
 NM = No Mark





CAA 12th African Junior Athletics Championships



RESULTS RÉSULTATS AFTER 6 EVENTS - APRÈS 6 ÉPREUVES

| RANK | BIB | SURNAME & NAME | NOC | 100Hs | HJ | SP | 200m | LJ | JT | 800m | BEHIND |
|------|-----|----------------|-------|-------|----|----|------|----|----|------|--------|
| POS | DOS | NOM ET PRENOM | NAT | | | | | | | | ÉCART |
| | | | ANNEE | | | | | | | | |



Heptathlon - Women - Final Heptathlon - Dames - Finale

| | | | | | | |
|-----|------|------------------|------|-----|----------|-------------|
| WJR | 6542 | KLUFT Carolina | 1983 | SWE | MUNCHEN | 10 AUG 2002 |
| AJR | 5868 | ROBBESON Justine | 1985 | RSA | GROSSETO | 17 JUL 2004 |
| CR | 5366 | SIMPSON Margaret | 1981 | GHA | TUNIS | 1999 |

| | | | | | | | | | | |
|---|-----|--------------------|-----|-----------------------------------|------------------------|-------------------------|-----------------------------------|----------------------------------|-------------------------|---------------------|
| 1 | 387 | OSINBANJO Temidayo | NGR | 14.37 (-1.9) 927(1) | 1.57 701(3) | 9.51 497(3) | 25.40 (-2.1) 850(1) | 5.66 (+0.1) 747(1) | 26.48 410(3) | 4132 |
| | | | | 1628(2) | 2125(2) | 2975(1) | 3722(1) | 4132(1) | | |
| 2 | 394 | DU TOIT Nienka | RSA | 15.07 (-1.9) 832(2) | 1.60 736(2) | 12.06 665(1) | 26.98 (-2.1) 713(4) | 5.17 (-1.4) 606(3) | 34.80 568(1) | 4120 12 |
| | | | | 1568(3) | 2233(1) | 2946(2) | 3552(3) | 4120(2) | | |
| 3 | 369 | KRUQUER Kaiqtion | NAM | 15.68 (-1.9) 754(3) | 1.72 879(1) | 8.60 438(4) | 25.64 (-2.1) 829(2) | 5.43 (+1.6) 680(2) | 26.69 414(2) | 3994 138 |
| | | | | 1633(1) | 2071(3) | 2900(3) | 3580(2) | 3994(3) | | |
| 4 | 358 | KILLOU Nahid | MAR | 16.74 (-1.9) 626(7) | 1.54 666(4) | 10.40 556(2) | 29.82 (-2.1) 495(7) | 4.99 (+1.6) 557(5) | 26.36 408(4) | 3308 824 |
| | | | | 1292(7) | 1848(4) | 2343(4) | 2900(4) | 3308(4) | | |
| 5 | 251 | AINOUCHE Ania | ALG | 15.89 (-1.9) 728(5) | 1.45 566(6) | 8.24 415(5) | 28.12 (-2.1) 621(6) | 4.95 (+0.8) 546(6) | 26.31 407(5) | 3283 849 |
| | | | | 1294(6) | 1709(5) | 2330(5) | 2876(5) | 3283(5) | | |
| 6 | 432 | MARC Celine | MRI | 16.30 (-1.9) 678(6) | 1.54 666(4) | 6.05 274(6) | 27.73 (-2.1) 652(5) | 5.06 (+0.6) 576(4) | NM 0 | 2846 1286 |
| | | | | 1344(4) | 1618(6) | 2270(7) | 2846(6) | 2846(6) | | |
| 7 | 355 | EL GHALI Nezza | MAR | 15.84 (-1.9) 734(4) | 1.45 566(6) | 5.65 249(7) | 26.84 (-2.1) 725(3) | 4.60 (-3.3) 454(7) | NM 0 | 2728 1404 |
| | | | | 1300(5) | 1549(7) | 2274(6) | 2728(7) | 2728(7) | | |

Legend

DQ = Disqualified
DNF = Did Not Finish

DNS = Did Not Start
NM = No Mark





CAA 12th African Junior Athletics Championships



RESULTS RÉSULTATS

RANK BIB SURNAME & NAME NOC ORD - 1 - - 2 - - 3 - - 4 - - 5 - - 6 - MARK
DATE OF BIRTH
POS DOS NOM ET PRENOM NAT ORD - 1 - - 2 - - 3 - - 4 - - 5 - - 6 - MESURE
DATE DE NAISS.



Long Jump - Women - Final Saut en longueur - Dames - Finale

| | | | | | |
|-----|----------------------|------|-----|------------|-------------|
| WJR | 7.14 DRECHSLER Heike | 1964 | GER | BRATISLAVA | 04 JUN 1983 |
| AJR | 6.59 UTONDU Beatrice | 1969 | NGR | AUSTIN | 07 MAY 1988 |
| CR | 6.25 UMELO Grace | 1978 | ALG | IBADAN | 1997 |

| RANK | BIB | SURNAME & NAME | NOC | ORD | 1 | 2 | 3 | 4 | 5 | 6 | 7 | 8 | 9 | 10 | 11 | 12 | 13 | MARK |
|------|-----|--------------------------|-----|-----|------|------|------|------|------|------|---------------|----|---|----|----|----|----|------|
| 1 | 382 | BRUME Ese | NGR | 11 | 6.25 | 6.18 | 6.12 | 5.68 | 5.68 | 6.33 | 6.33 | CR | | | | | | |
| | | | | | +4.3 | -0.4 | +0.7 | -0.7 | +1.0 | -0.7 | -0.7 | | | | | | | |
| 2 | 400 | JOHNSON Carla | RSA | 2 | 5.66 | 5.56 | X | 5.80 | 5.92 | X | 5.92 | | | | | | | |
| | | | | | +1.1 | -0.4 | +0.5 | -1.2 | -0.5 | +0.3 | -0.5 | | | | | | | |
| 3 | 289 | MOHAMED SAMIR OWIS Esraa | EGY | 10 | 5.76 | X | 5.77 | X | 5.89 | 5.74 | 5.89 | | | | | | | |
| | | | | | -1.0 | +0.3 | -0.3 | +0.7 | +1.5 | -1.0 | +1.5 | | | | | | | |
| 4 | 370 | ABIRE Mercy | NGR | 6 | 5.82 | 5.19 | 5.56 | 5.84 | 5.57 | 5.77 | 5.84 | | | | | | | |
| | | | | | +1.2 | -0.3 | -0.9 | -0.3 | 0.0 | +0.8 | -0.3 | | | | | | | |
| 5 | 318 | MESELE BUNGUZO Nehimiya | ETH | 1 | 5.38 | 5.55 | 5.52 | 5.34 | X | 5.39 | 5.55 w | | | | | | | |
| | | | | | -0.6 | +2.1 | +0.2 | +1.3 | -0.2 | +0.5 | +2.1 | | | | | | | |
| 6 | 333 | UGUDA AGA Nybolo | ETH | 7 | 5.49 | X | 5.50 | 5.41 | - | - | 5.50 | | | | | | | |
| | | | | | +1.2 | +1.2 | -0.3 | +0.3 | | | -0.3 | | | | | | | |
| 7 | 365 | BAH Aminata | MLI | 13 | 5.33 | 5.27 | 5.29 | 5.37 | 5.48 | 5.34 | 5.48 | | | | | | | |
| | | | | | +1.4 | -0.4 | -0.2 | +0.1 | +1.5 | +1.4 | +1.5 | | | | | | | |
| 8 | 273 | GAMAL AHMED Salma | EGY | 4 | X | 5.35 | X | 5.15 | 5.14 | X | 5.35 | | | | | | | |
| | | | | | +0.9 | +0.4 | +1.1 | 0.0 | +1.3 | +1.2 | +0.4 | | | | | | | |
| 9 | 267 | BORO Pascaline | BUR | 3 | 5.19 | 5.03 | 5.18 | | | | 5.19 | | | | | | | |
| | | | | | -0.3 | +2.3 | +1.5 | | | | -0.3 | | | | | | | |
| 10 | 275 | SOUREYA Mahama | CMR | 12 | 4.70 | 4.35 | 5.15 | | | | 5.15 | | | | | | | |
| | | | | | +1.4 | -0.3 | -1.2 | | | | -1.2 | | | | | | | |
| 11 | 418 | NIOZE Dianne | SEY | 8 | 5.12 | 5.07 | 5.12 | | | | 5.12 | | | | | | | |
| | | | | | 0.0 | -0.9 | -0.6 | | | | -0.6 | | | | | | | |
| 12 | 390 | CHABANGU Zinzi | RSA | 5 | X | X | 4.95 | | | | 4.95 | | | | | | | |
| | | | | | +3.1 | 0.0 | +0.5 | | | | +0.5 | | | | | | | |
| 13 | 425 | THESUNI Rose Seif | TAN | 9 | 4.70 | 4.56 | 4.45 | | | | 4.70 | | | | | | | |
| | | | | | -0.4 | +1.0 | +0.6 | | | | -0.4 | | | | | | | |

| Starting order | 1 | 2 | 3 | 4 | 5 | 6 | 7 | 8 | 9 | 10 | 11 | 12 | 13 | | |
|-------------------------|-----|-----|-----|-----|-----|-----|-----|-----|-----|-----|-----|-----|-----|--|--|
| Initial | 318 | 400 | 267 | 273 | 390 | 370 | 333 | 418 | 425 | 289 | 382 | 275 | 365 | | |
| 4th and 5th and 6th at. | 273 | 365 | 333 | 318 | 370 | 289 | 400 | 382 | | | | | | | |

Details:

Start time:15:30
Finish Time:16:07

Temperature:+24°C
Temperature:+23°C

Humidity:20%
Humidity:28%

Issued: 08/03/2015 at 17:22

Legend

DQ = Disqualified
DNF = Did Not Finish
X = Failed

DNS = Did Not Start
NM = No Mark

Addis Ababa (ETH) 5th - 8th march 2015

REC-ASF.31.4.1 / 1

Data processing by Microplus Informatica - www.microplus.it - Timing by TimeTronics - www.timetrronics.be

(Printed at 08/03/2015 at 17:24)



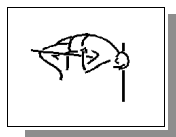


CAA 12th African Junior Athletics Championships



RESULTS RÉSULTATS

RANK BIB SURNAME & NAME NOC ORD 1.75 1.85 1.95 2.00 2.03 2.06 2.08 2.10 2.12 2.14 MARK
 DATE OF BIRTH 2.16 2.18
 POS DOS NOM ET PRENOM NAT ORD MESURE
 DATE DE NAISS.



High Jump - Men - Final Saut en hauteur - Hommes - Finale

| | | | | | | |
|-----|------|-------------------|------|-----|-------------|-------------|
| WJR | 2.37 | TOPIC Dragutin | 1971 | SRB | PLOVDIV | 12 AUG 1990 |
| AJR | 2.31 | FREITAG Jacques | 1982 | RSA | REHLINGEN | 04 JUN 2001 |
| CR | 2.17 | KARIU Samir Lofty | 1989 | EGY | OUAGADOUGOU | 2007 |

| | | | | | | | | | | | | | | | |
|---|-----|-------------------------------|-----|----|----|-----|-----|---|-----|-----|---|-----|-----|-----|-------------|
| 1 | 4 | BOUHANOUNE Hichem | ALG | 1 | - | O | - | O | XXO | O | O | XO | XXO | XX | 2.12 |
| 2 | 177 | LINKS Mpho | RSA | 4 | - | - | - | O | - | XO | - | O | - | XXX | 2.10 |
| 3 | 170 | OKPARA Theddus | NGR | 6 | - | - | O | O | O | O | - | XXX | | | 2.06 |
| 4 | 6 | FODIL Mohamed Amine | ALG | 8 | - | O | - | O | O | XXX | | | | | 2.03 |
| 5 | 103 | TAMIRY GNDGNRA Gemechu | ETH | 9 | - | O | XO | O | - | XXX | | | | | 2.00 |
| 6 | 89 | LEMI ARGECHO Bekele | ETH | 7 | - | - | XXO | O | XXX | | | | | | 2.00 |
| 7 | 196 | HARRYBA Mohamed | SEY | 10 | - | O | XXX | | | | | | | | 1.85 |
| 8 | 41 | OYONO OYONO Fredy | CMR | 5 | XO | O | XXX | | | | | | | | 1.85 |
| 9 | 26 | NKOBELA Aobakwe | BOT | 3 | O | XXO | XXX | | | | | | | | 1.85 |

NOT RANKED

157 **KNKUHDE Sakaria** NAM 2 **DNS**

Details: Start time:15:50 Temperature:+24°C Humidity:20%
 Finish Time:17:10 Temperature:+24°C Humidity:23%

Issued: 08/03/2015 at 17:12

Legend

DQ = Disqualified
 DNF = Did Not Finish
 X = Failed
 - = Did Not Attempt
 DNS = Did Not Start
 NM = No Mark
 O = Cleared





CAA 12th African Junior Athletics Championships



RESULTS RÉSULTATS

| RANK | BIB | SURNAME & NAME | NOC | DATE OF BIRTH | LANE | R.T. | TIME |
|------|-----|----------------|-----|----------------|------|------|-------|
| POS | DOS | NOM ET PRENOM | NAT | DATE DE NAISS. | CLR | T.R. | TEMPS |



400 m Hurdles - Women - Final 400 m Haies - Dames - Finale

| | | | | | | |
|-----|-------|-----------------|------|-----|------------|-------------|
| WJR | 54.40 | WANG Xing | 1986 | CHN | NANJING | 21 OCT 2005 |
| AJR | 56.09 | ADOMOSU Ajoke | 1987 | NGR | SACRAMENTO | 09 JUN 2006 |
| CR | 58.48 | OGOEBUNAM Amaka | 1990 | NGR | BAMBOUS | 2009 |

| | | | | | | | |
|---|-----|----------------------|-----|--|---|-------|---------|
| 1 | 402 | MAGERMAN Gizelle | RSA | | 7 | 0.288 | 59.41 |
| 2 | 375 | AKPOFA Daisy | NGR | | 8 | 0.386 | 1:00.35 |
| 3 | 385 | NATHANIEL Glory | NGR | | 4 | 0.292 | 1:00.51 |
| 4 | 313 | KEBEDE ADUGNA Tigist | ETH | | 6 | 0.287 | 1:01.33 |
| 5 | 268 | FOFANA Rokia | BUR | | 5 | 0.344 | 1:03.18 |
| 6 | 303 | DEMELASH Eleni | ETH | | 1 | 0.193 | 1:03.34 |
| 7 | 424 | OSMAN Safa | SUD | | 3 | 0.232 | 1:03.41 |

NOT RANKED

287 HASSAN MAHMOUD Nourin EGY 2 DNF

Details: Start time:15:43 Temperature:+24°C Humidity:18%



Issued: 08/03/2015 at 15:46

Legend

DQ = Disqualified
DNF = Did Not Finish

DNS = Did Not Start
Fn = False Start

Addis Ababa (ETH) 5th - 8th march 2015

CLV-ASF.21.4.1 / 1

Data processing by Microplus Informatica - www.microplus.it - Timing by TimeTronics - www.timetrronics.be

(Printed at 08/03/2015 at 15:46)





CAA 12th African Junior Athletics Championships



RESULTS RÉSULTATS

| RANK | BIB | SURNAME & NAME | NOC | DATE OF BIRTH | LANE | R.T. | TIME |
|------|-----|----------------|-----|----------------|------|------|-------|
| POS | DOS | NOM ET PRENOM | NAT | DATE DE NAISS. | CLR | T.R. | TEMPS |



200 m - Women - Final 200 m - Dames - Finale

| | | | | | | |
|-----|-------|----------------------|------|-----|--------------|-------------|
| WJR | 22.11 | FELIX Allyson | 1985 | USA | CIUDAD DE ME | 03 MAY 2003 |
| AJR | 22.52 | ONYALI OMAGBENI Mary | 1968 | NGR | ROME | 03 SEP 1987 |
| CR | 23.40 | ATANGANA Delphine | 1984 | CMR | GAROUA | 2003 |

FINAL FINALE

(Wind: -1.6 m/s)

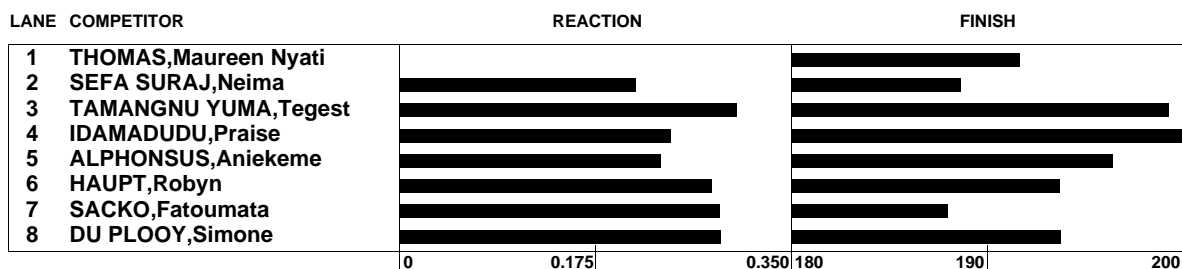
| | | | | | | |
|---|-----|-------------------------|-----|---|-------|--------------|
| 1 | 384 | IDAMADUDU Praise | NGR | 4 | 0.242 | 23.76 |
| 2 | 327 | TAMANGNU YUMA Tegest | ETH | 3 | 0.301 | 23.84 |
| 3 | 376 | ALPHONSUS Aniekeme | NGR | 5 | 0.233 | 24.19 |
| 4 | 393 | DU PLOOY Simone | RSA | 8 | 0.287 | 24.52 |
| 5 | 397 | HAUPT Robyn | RSA | 6 | 0.279 | 24.53 |
| 6 | 349 | THOMAS Maureen Nyatichi | KEN | 1 | | 24.79 |
| 7 | 322 | SEFA SURAJ Neima | ETH | 2 | 0.211 | 25.19 |
| 8 | 366 | SACKO Fatoumata | MLI | 7 | 0.286 | 25.27 |

Details:

Start time:15:57

Temperature:+24°C

Humidity:18%



Issued: 08/03/2015 at 15:59

Legend

DQ = Disqualified
DNF = Did Not Finish

DNS = Did Not Start
Fn = False Start





CAA 12th African Junior Athletics Championships



RESULTS RÉSULTATS

RANK BIB SURNAME & NAME NOC ORD - 1 - - 2 - - 3 - - 4 - - 5 - - 6 - MARK
DATE OF BIRTH
POS DOS NOM ET PRENOM NAT ORD - 1 - - 2 - - 3 - - 4 - - 5 - - 6 - MESURE
DATE DE NAISS.



Shot Put - Women - Final Lancer du poids - Dames - Finale

| | | | | | |
|------------|--------------------------------|------|-----|------------|-------------|
| WJR | 20.54 KUMBERNUSS Astrid | 1970 | GER | ORIMATTILA | 01 JUL 1989 |
| AJR | 16.95 DU TOIT Simone | 1988 | RSA | BEIJING | 15 AUG 2006 |
| CR | 16.93 KNOETZE Marli | 1987 | RSA | TUNIS | 2005 |

| | | | | | | | | | | | |
|----|-----|---------------------------------|-----|----|-------|-------|-------|-------|-------|-------|--------------|
| 1 | 406 | WAGNER Monique | RSA | 3 | 12.59 | 13.92 | 13.96 | 13.41 | 13.63 | 13.36 | 13.96 |
| 2 | 378 | ANIE FUNA ANULIKA Judith | NGR | 2 | X | 13.19 | 13.00 | 12.97 | 12.47 | 13.53 | 13.53 |
| 3 | 336 | YIBELTAL MULUADAM Amele | ETH | 1 | 10.60 | 11.88 | 11.28 | 12.05 | 12.23 | 11.26 | 12.23 |
| 4 | 291 | NOURHAN MOHAMED Attya | EGY | 6 | X | 11.02 | 11.77 | 11.88 | 11.70 | 11.47 | 11.88 |
| 5 | 389 | BREYTENBACH Wanzel | RSA | 10 | 11.32 | X | 10.32 | 11.23 | 10.25 | 11.73 | 11.73 |
| 6 | 314 | KEBEDE DEBERTSA Meseret | ETH | 5 | 10.93 | 11.33 | 11.69 | 11.27 | 11.55 | 10.36 | 11.69 |
| 7 | 285 | KHALED SAYED Amira | EGY | 4 | 10.48 | 11.45 | X | 10.88 | 10.83 | 10.91 | 11.45 |
| 8 | 367 | TRAORE Kenifing | MLI | 9 | 9.00 | 10.33 | 11.01 | - | 10.30 | - | 11.01 |
| 9 | 419 | SERVINA Debrah | SEY | 7 | 10.30 | X | X | | | | 10.30 |
| 10 | 351 | ADI Samira | MAR | 8 | 8.35 | X | 8.05 | | | | 8.35 |

| | | | | | | | | | | | | | | |
|-------------------------|-----|-----|-----|-----|-----|-----|-----|-----|-----|-----|--|--|--|--|
| Starting order | 1 | 2 | 3 | 4 | 5 | 6 | 7 | 8 | 9 | 10 | | | | |
| Initial | 336 | 378 | 406 | 285 | 314 | 291 | 419 | 351 | 367 | 389 | | | | |
| 4th and 5th and 6th at. | 367 | 285 | 314 | 389 | 291 | 336 | 378 | 406 | | | | | | |

Details: Start time:16:00 Temperature:+24°C Humidity:18%
Finish Time:16:53 Temperature:+24°C Humidity:25%

Issued: 08/03/2015 at 16:59

Legend

DQ = Disqualified
DNF = Did Not Finish
X = Failed
DNS = Did Not Start
NM = No Mark

Addis Ababa (ETH) 5th - 8th march 2015

REC-ASF.37.4.1 / 1

Data processing by Microplus Informatica - www.microplus.it - Timing by TimeTronics - www.timetrronics.be

(Printed at 08/03/2015 at 17:00)





CAA 12th African Junior Athletics Championships



RESULTS RÉSULTATS

RANK BIB SURNAME & NAME NOC DATE OF BIRTH LANE R.T. TIME
POS DOS NOM ET PRENOM NAT DATE DE NAISS. CLR T.R. TEMPS



200 m - Men - Final 200 m - Hommes - Finale

| | | | | | | |
|-----|-------|---------------|------|-----|------------|-------------|
| WJR | 19.93 | BOLT Usain | 1986 | JAM | DEVONSHIRE | 11 APR 2004 |
| AJR | 20.16 | DEMPERS Riaan | 1977 | RSA | GERMISTON | 07 APR 1995 |
| CR | 20.76 | MEITE Ibrahim | 1976 | CIV | BOUAKE | 1995 |

FINAL FINALE

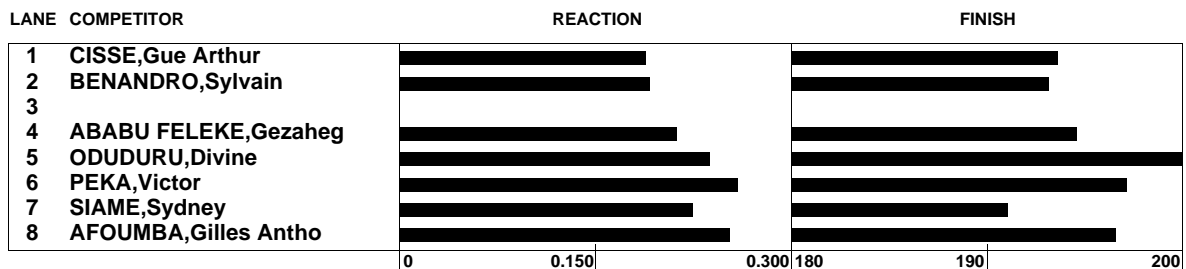
(Wind: -2.3 m/s)

| | | | | | | |
|---|-----|------------------------|-----|---|-------|-------|
| 1 | 169 | ODUDURU Divine | NGR | 5 | 0.238 | 21.22 |
| 2 | 172 | PEKA Victor | NGR | 6 | 0.259 | 21.53 |
| 3 | 32 | AFOUMBA Gilles Anthony | CGO | 8 | 0.253 | 21.59 |
| 4 | 64 | ABABU FELEKE Gezahegn | ETH | 4 | 0.212 | 21.81 |
| 5 | 35 | CISSE Gue Arthur | CIV | 1 | 0.189 | 21.92 |
| 6 | 137 | BENANDRO Sylvain | MAD | 2 | 0.192 | 21.97 |
| 7 | 230 | SIAME Sydney | ZAM | 7 | 0.225 | 22.21 |

NOT RANKED

39 TCHAN BI Chan Aurel CIV 3 DNS

Details: Start time:16:11 Temperature:+25°C Humidity:23%



Issued: 08/03/2015 at 16:13

Legend

DQ = Disqualified
DNF = Did Not Finish

DNS = Did Not Start
Fn = False Start






CAA 12th African Junior Athletics Championships



RESULTS RÉSULTATS

RANK BIB SURNAME & NAME NOC ORD - 1 - - 2 - - 3 - - 4 - - 5 - - 6 - MARK
DATE OF BIRTH
POS DOS NOM ET PRENOM NAT ORD - 1 - - 2 - - 3 - - 4 - - 5 - - 6 - MEASURE
DATE DE NAISS.



Javelin Throw - Women - Final Lancer du javelot - Dames - Finale

| | | | | | | |
|-----|-------|-----------------|------|-----|--------------|-------------|
| WJR | 63.01 | REBRYK Vira | 1989 | UKR | BYDGOSZCZ | 10 JUL 2008 |
| AJR | 58.33 | VILJOEN Sunette | 1983 | RSA | POTCHEFSTROO | 07 FEB 2002 |
| CR | 63.33 | VILJOEN Sunette | 1983 | RSA | NAIROBI | 2010 |

| | | | | | | | | | | | |
|---|-----|------------------------------|-----|---|-------|-------|-------|-------|-------|-------|--------------|
| 1 | 405 | VAN DYK Jo-Ann | RSA | 1 | 44.65 | 49.26 | 47.61 | 46.77 | 44.61 | 49.47 | 49.47 |
| 2 | 386 | NWANAGA Kelechi | NGR | 3 | 46.46 | X | X | 45.87 | 45.53 | 45.61 | 46.46 |
| 3 | 334 | UTURA JILO Shura | ETH | 6 | 39.88 | 38.71 | X | 42.83 | 37.59 | 43.85 | 43.85 |
| 4 | 367 | TRAORE Kenifing | MLI | 7 | 27.74 | - | 34.00 | 38.86 | 40.96 | X | 40.96 |
| 5 | 290 | SHAMSELDIN TAHA Salma | EGY | 2 | X | X | 36.33 | 38.80 | 40.92 | X | 40.92 |
| 6 | 299 | BIRE DUBALE Birinesh | ETH | 5 | 40.51 | 40.72 | X | X | - | - | 40.72 |

NOT RANKED

280 ADEL ZAKARYA Gabe EGY 4 **DNS**

| | | | | | | | | | | | | | | |
|------------------------|-----|-----|-----|-----|-----|-----|-----|--|--|--|--|--|--|--|
| Starting order | 1 | 2 | 3 | 4 | 5 | 6 | 7 | | | | | | | |
| Initial | 405 | 290 | 386 | 280 | 299 | 334 | 367 | | | | | | | |
| 4th and 5th and 6th at | 280 | 299 | 290 | 367 | 334 | 386 | 405 | | | | | | | |

Details: Start time:16:20 Temperature:+24°C Humidity:20%
Finish Time:17:15 Temperature:+23°C Humidity:28%

Issued: 08/03/2015 at 17:30

Legend

DQ = Disqualified
DNF = Did Not Finish
X = Failed
DNS = Did Not Start
NM = No Mark





CAA 12th African Junior Athletics Championships



RESULTS RÉSULTATS

| RANK | BIB | SURNAME & NAME | NOC | DATE OF BIRTH | LANE | R.T. | TIME |
|------|-----|----------------|-----|----------------|------|------|-------|
| POS | DOS | NOM ET PRENOM | NAT | DATE DE NAISS. | CLR | T.R. | TEMPS |



800 m - Men - Final 800 m - Hommes - Finale

| | | | | | | |
|-----|---------|--------------|------|-----|----------|-------------|
| WJR | 1:41.73 | AMOS Nijel | 1994 | BOT | LONDON | 09 AUG 2012 |
| AJR | 1:41.73 | AMOS Nijel | 1994 | BOT | LONDON | 09 AUG 2012 |
| CR | 1:46.62 | AMAN Mohamed | 1994 | ETH | GABORONE | 2011 |

FINAL FINALE

| | | | | | |
|---|-----|-------------------------|-----|---|---------|
| 1 | 133 | RONOH Patrick Kiprotich | KEN | 8 | 1:50.21 |
| 2 | 128 | KOECH Jonah Kipruto | KEN | 7 | 1:50.88 |
| 3 | 108 | TURA WAYO Temam | ETH | 3 | 1:51.06 |
| 4 | 148 | OUSSAMA Nabil | MAR | 4 | 1:51.28 |
| 5 | 105 | TERACHA BEGNA Mengistu | ETH | 5 | 1:52.70 |
| 6 | 224 | BALIMUMITI Geoffrey | UGA | 2 | 1:52.71 |
| 7 | 210 | ABDELWAHAB Adam | SUD | 6 | 1:54.10 |
| 8 | 152 | KAYENTAO Amadou | MLI | 1 | 1:57.76 |

Intermediate (Bib and time):

400 m : 108 56.69

Details: Start time:16:20 Temperature:+25°C Humidity:23%

Issued: 08/03/2015 at 16:24

Legend

DQ = Disqualified
DNF = Did Not Finish

DNS = Did Not Start
Fn = False Start





CAA 12th African Junior Athletics Championships



RESULTS RÉSULTATS

| | | | | | | |
|------|-----|----------------|-----|----------------|-----|-------|
| RANK | BIB | SURNAME & NAME | NOC | DATE OF BIRTH | ORD | TIME |
| POS | DOS | NOM ET PRENOM | NAT | DATE DE NAISS. | ORD | TEMPS |



1500 m - Women - Final 1500 m - Dames - Finale

| | | | | | | |
|-----|---------|----------------|------|-----|----------|-------------|
| WJR | 3:51.34 | LANG Yinglai | 1979 | CHN | SHANGHAI | 18 OCT 1997 |
| AJR | 3:59.60 | BURKA Gelete | 1986 | ETH | RIETI | 28 AUG 2005 |
| CR | 4:08.09 | SEMENYA Caster | 1991 | RSA | BAMBOUS | 2009 |

| | | | | | |
|---|-----|-------------------------|-----|---|---------|
| 1 | 324 | SEYAUM BIRATU Dawit | ETH | 6 | 4:15.94 |
| 2 | 321 | SADO BEKO Besu | ETH | 3 | 4:17.11 |
| 3 | 342 | CHEPKEMOI Iveen | KEN | 1 | 4:26.19 |
| 4 | 344 | CHERONO Eva | KEN | 5 | 4:29.43 |
| 5 | 409 | NISHIMWE Beatha | RWA | 4 | 4:40.49 |
| 6 | 408 | MUKANDAYISENGA Venantie | RWA | 2 | 5:02.02 |

Intermediate (Bib and time):

400 m : 342 1:07.72 800 m : 342 2:16.57 1200 m : 324 3:29.24

Details: Start time:16:29 Temperature:+25°C Humidity:23%

Issued: 08/03/2015 at 16:36

Legend

DQ = Disqualified
DNF = Did Not Finish

DNS = Did Not Start
* = Caution





CAA 12th African Junior Athletics Championships



RESULTS RÉSULTATS

RANK BIB SURNAME & NAME NOC ORD - 1 - - 2 - - 3 - - 4 - - 5 - - 6 - MARK
DATE OF BIRTH
POS DOS NOM ET PRENOM NAT ORD - 1 - - 2 - - 3 - - 4 - - 5 - - 6 - MESURE
DATE DE NAISS.



Discus Throw - Men - Final Lancer du disque - Hommes - Finale

| | | | | | | |
|-----|-------|-----------------------|------|-----|-----------|-------------|
| WJR | 70.13 | NESTERENKO Mykyta | 1991 | UKR | HALLE | 24 MAY 2008 |
| AJR | 65.68 | EL GHAZALI Omar Ahmed | 1984 | EGY | THE CAIRE | 07 NOV 2003 |
| CR | 61.87 | EL GHAZALI Omar Ahmed | 1984 | EGY | GAROUA | 2003 |

| | | | | | | | | | | | |
|---|-----|----------------------------|-----|---|-------|-------|-------|-------|-------|-------|--------------|
| 1 | 183 | SCHOLTZ Johan | RSA | 7 | 54.37 | X | 54.77 | 57.57 | 54.43 | 55.80 | 57.57 |
| 2 | 55 | ELSHABRAWY Hassan | EGY | 2 | X | 54.74 | 50.90 | 52.68 | X | X | 54.74 |
| 3 | 184 | VAN ROOYEN Jason | RSA | 3 | 47.52 | 51.90 | X | 52.68 | X | X | 52.68 |
| 4 | 56 | MAGDY HAMZA Mohamed | EGY | 5 | 50.92 | X | X | 52.04 | 50.12 | 51.61 | 52.04 |
| 5 | 147 | LAMBARKI Bachir | MAR | 1 | 45.68 | X | X | 47.49 | 47.95 | X | 47.95 |
| 6 | 151 | ENAHORO Ituah | NGR | 4 | 33.57 | X | 34.63 | 41.66 | 42.91 | X | 42.91 |
| 7 | 67 | ABERA NIGUSIE Desta | ETH | 6 | 38.16 | 35.95 | 36.14 | X | X | 39.64 | 39.64 |

| | | | | | | | | | | | | | | |
|-------------------------|-----|-----|-----|-----|-----|----|-----|--|--|--|--|--|--|--|
| Starting order | 1 | 2 | 3 | 4 | 5 | 6 | 7 | | | | | | | |
| Initial | 147 | 55 | 184 | 151 | 56 | 67 | 183 | | | | | | | |
| 4th and 5th and 6th at. | 67 | 151 | 147 | 56 | 184 | 55 | 183 | | | | | | | |

Details:

Start time:17:00
Finish Time:18:05

Temperature:+23°C
Temperature:+23°C

Humidity:25%
Humidity:28%

Issued: 08/03/2015 at 18:13

Legend

DQ = Disqualified
DNF = Did Not Finish
X = Failed

DNS = Did Not Start
NM = No Mark

Addis Ababa (ETH) 5th - 8th march 2015

REC-ASM.38.4.1 / 1

Data processing by Microplus Informatica - www.microplus.it - Timing by TimeTronics - www.timetrronics.be

(Printed at 08/03/2015 at 18:13)





CAA 12th African Junior Athletics Championships



RESULTS RÉSULTATS

RANK BIB SURNAME & NAME NOC DATE OF BIRTH LANE R.T. TIME
POS DOS NOM ET PRENOM NAT DATE DE NAISS. CLR T.R. TEMPS



110 m Hurdles - Men - Final 110 m Haies - Hommes - Finale

| | | | | | | |
|-----|-------|----------------------|------|-----|-------------|-------------|
| WJR | 12.99 | BELOCIAN Wilhem | 1995 | FRA | EUGENE | 24 JUL 2014 |
| AJR | 13.38 | ZAZA Wellington | 1995 | LBR | EUGENE | 25 JUL 2014 |
| CR | 13.61 | *ATUMA Ifeanyichukwu | | NGR | ADDIS ABABA | 07 MAR 2015 |

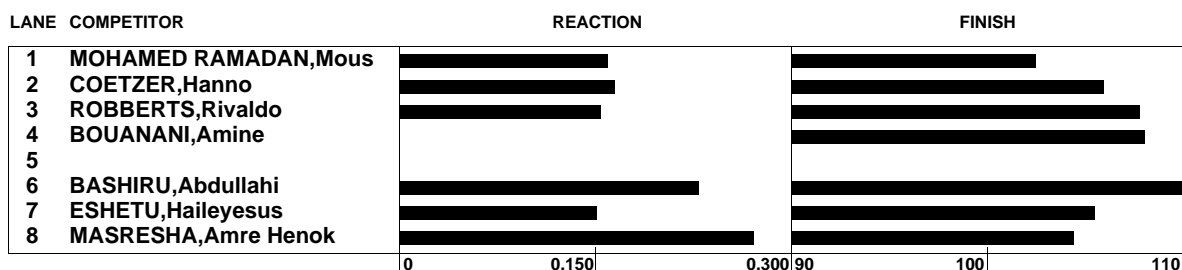
FINAL FINALE (Wind: -3.9 m/s)

| | | | | | | |
|---|-----|--------------------------|-----|---|-------|-------|
| 1 | 163 | BASHIRU Abdullahi | NGR | 6 | 0.229 | 13.99 |
| 2 | 3 | BOUANANI Amine | ALG | 4 | | 14.24 |
| 3 | 181 | ROBBERTS Rivaldo | RSA | 3 | 0.154 | 14.27 |
| 4 | 173 | COETZER Hanno | RSA | 2 | 0.165 | 14.52 |
| 5 | 77 | ESHETU Haileyesus | ETH | 7 | 0.151 | 14.58 |
| 6 | 90 | MASRESHA Amre Henok | ETH | 8 | 0.271 | 14.73 |
| 7 | 62 | MOHAMED RAMADAN Moustafa | EGY | 1 | 0.159 | 15.01 |

NOT RANKED

161 ATUMA Ifeanyichukwu NGR 5 DQ 162.8

Details: Start time:16:45 Temperature:+24°C Humidity:25%



Issued: 08/03/2015 at 17:07

Legend

DQ = Disqualified
DNF = Did Not Finish

DNS = Did Not Start
Fn = False Start

Addis Ababa (ETH) 5th - 8th march 2015

CLV-ASM.19.4.1 / 1

Data processing by Microplus Informatica - www.microplus.it - Timing by TimeTronics - www.timetrronics.be

(Printed at 08/03/2015 at 17:09)





CAA 12th African Junior Athletics Championships



RESULTS RÉSULTATS

RANK BIB SURNAME & NAME NOC DATE OF BIRTH ORD TIME
POS DOS NOM ET PRENOM NAT DATE DE NAISS. ORD TEMPS



3000 m Steeplechase - Women - Final 3000 m Steeple - Dames - Finale

| | | | | | | |
|-----|---------|-----------------------|------|-----|-------|-------------|
| WJR | 9:20.37 | ADAMU Birtukan | 1992 | ETH | ROMA | 26 MAY 2011 |
| AJR | 9:20.37 | ADAMU Birtukan | 1992 | ETH | ROME | 26 MAY 2011 |
| CR | 9:50.63 | NJOROGE Wanjiru Mercy | 1986 | KEN | TUNIS | 2005 |

| | | | | | | |
|---|-----|--------------------------|-----|--|---|----------|
| 1 | 348 | RUTTO Stella Jepkosgei | KEN | | 2 | 10:22.47 |
| 2 | 317 | MAMO TEKLEMARIAM Zewdine | ETH | | 1 | 10:31.40 |
| 3 | 329 | TEFERA ADHENA Mihret | ETH | | 3 | 10:37.26 |
| 4 | 345 | KITHOME Dorcas Nzembi | KEN | | 4 | 10:45.67 |

Details: Start time:16:59 Temperature:+24°C Humidity:25%

Issued: 08/03/2015 at 17:10

Legend

DQ = Disqualified
DNF = Did Not Finish

DNS = Did Not Start
* = Caution





CAA 12th African Junior Athletics Championships



RESULTS RÉSULTATS

| RANK | BIB | SURNAME & NAME | NOC | DATE OF BIRTH | LANE | R.T. | TIME | POINTS TOT.PT |
|------|-----|----------------|-----|----------------|------|------|-------|---------------|
| POS | DOS | NOM ET PRENOM | NAT | DATE DE NAISS. | CLR | T.R. | TEMPS | POINTS TOT.PT |



800 m - Heptathlon 800 m - Heptathlon

| | | | | | | | | |
|----------------|---------|------------------|------|-----|----------|--|--|-------------|
| Heptathlon WJR | 6542 | KLUFT Carolina | 1983 | SWE | MUNCHEN | | | 10 AUG 2002 |
| Heptathlon AJR | 5868 | ROBBESON Justine | 1985 | RSA | GROSSETO | | | 17 JUL 2004 |
| Heptathlon CR | 5366 | SIMPSON Margaret | 1981 | GHA | TUNIS | | | 1999 |
| WJR | 1:54.01 | JELIMO Pamela | 1989 | KEN | ZÜRICH | | | 29 AUG 2008 |
| AJR | 1:54.01 | JELIMO Pamela | 1989 | KEN | ZURICH | | | 29 AUG 2008 |
| CR | 1:56.72 | SEMENYA Caster | 1991 | RSA | BAMBOUS | | | 2009 |

| | | | | | | | | | |
|---|-----|--------------------|-----|--|---|--|----------------|------------|------|
| 1 | 355 | EL GHALI Nezha | MAR | | 7 | | 2:24.90 | 758 | 3486 |
| 2 | 369 | KRUQUER Kaiqtion | NAM | | 4 | | 2:33.74 | 647 | 4641 |
| 3 | 387 | OSINBANJO Temidayo | NGR | | 5 | | 2:34.87 | 633 | 4765 |
| 4 | 251 | AINOUCHE Ania | ALG | | 2 | | 2:42.50 | 545 | 3828 |
| 5 | 394 | DU TOIT Nienka | RSA | | 3 | | 2:59.50 | 370 | 4490 |
| 6 | 432 | MARC Celine | MRI | | 1 | | 3:27.99 | 149 | 2995 |
| 7 | 358 | KILLOU Nahid | MAR | | 6 | | 3:28.00 | 149 | 3457 |

Intermediate (Bib and time):

400 m : 355 1:06.43

Details:

Start time:17:17

Temperature:+24°C

Humidity:21%

Issued: 08/03/2015 at 17:22

Legend

DQ = Disqualified
DNF = Did Not Finish

DNS = Did Not Start
Fn = False Start





CAA 12th African Junior Athletics Championships



RESULTS RÉSULTATS

RANK BIB SURNAME & NAME NOC YOB BEHIND
 POS DOS NOM ET PRENOM NAT ANNEE 100Hs HJ SP 200m LJ JT 800m ÉCART



Heptathlon - Women - Final Heptathlon - Dames - Finale

| | | | | | |
|-----|-----------------------|------|-----|----------|-------------|
| WJR | 6542 KLUFT Carolina | 1983 | SWE | MUNCHEN | 10 AUG 2002 |
| AJR | 5868 ROBBESON Justine | 1985 | RSA | GROSSETO | 17 JUL 2004 |
| CR | 5366 SIMPSON Margaret | 1981 | GHA | TUNIS | 1999 |

| | | | | | | | | | | | |
|---|-----|--------------------|-----|----------------------------|---------------------|----------------------|----------------------------|---------------------------|----------------------|------------------------|---------------------|
| 1 | 387 | OSINBANJO Temidayo | NGR | 14.37 (-1.9) 927(1) | 1.57 701(3) | 9.51 497(3) | 25.40 (-2.1) 850(1) | 5.66 (+0.1) 747(1) | 26.48 410(3) | 2:34.87 633(3) | 4765 |
| | | | | 1628(2) | 2125(2) | 2975(1) | 3722(1) | 4132(1) | 4765(1) | | |
| 2 | 369 | KRUQUER Kaiqtion | NAM | 15.68 (-1.9) 754(3) | 1.72 879(1) | 8.60 438(4) | 25.64 (-2.1) 829(2) | 5.43 (+1.6) 680(2) | 26.69 414(2) | 2:33.74 647(2) | 4641 124 |
| | | | | 1633(1) | 2071(3) | 2900(3) | 3580(2) | 3994(3) | 4641(2) | | |
| 3 | 394 | DU TOIT Nienka | RSA | 15.07 (-1.9) 832(2) | 1.60 736(2) | 12.06 665(1) | 26.98 (-2.1) 713(4) | 5.17 (-1.4) 606(3) | 34.80 568(1) | 2:59.50 370(5) | 4490 275 |
| | | | | 1568(3) | 2233(1) | 2946(2) | 3552(3) | 4120(2) | 4490(3) | | |
| 4 | 251 | AINOUCHE Ania | ALG | 15.89 (-1.9) 728(5) | 1.45 566(6) | 8.24 415(5) | 28.12 (-2.1) 621(6) | 4.95 (+0.8) 546(6) | 26.31 407(5) | 2:42.50 545(4) | 3828 937 |
| | | | | 1294(6) | 1709(5) | 2330(5) | 2876(5) | 3283(5) | 3828(4) | | |
| 5 | 355 | EL GHALI Nezha | MAR | 15.84 (-1.9) 734(4) | 1.45 566(6) | 5.65 249(7) | 26.84 (-2.1) 725(3) | 4.60 (-3.3) 454(7) | NM 0 | 2:24.90 758(1) | 3486 1279 |
| | | | | 1300(5) | 1549(7) | 2274(6) | 2728(7) | 2728(7) | 3486(5) | | |
| 6 | 358 | KILLOU Nahid | MAR | 16.74 (-1.9) 626(7) | 1.54 666(4) | 10.40 556(2) | 29.82 (-2.1) 495(7) | 4.99 (+1.6) 557(5) | 26.36 408(4) | 3:28.00 149(6) | 3457 1308 |
| | | | | 1292(7) | 1848(4) | 2343(4) | 2900(4) | 3308(4) | 3457(6) | | |
| 7 | 432 | MARC Celine | MRI | 16.30 (-1.9) 678(6) | 1.54 666(4) | 6.05 274(6) | 27.73 (-2.1) 652(5) | 5.06 (+0.6) 576(4) | NM 0 | 3:27.99 149(6) | 2995 1770 |
| | | | | 1344(4) | 1618(6) | 2270(7) | 2846(6) | 2846(6) | 2995(7) | | |

Issued: 08/03/2015 at 17:22

Legend

DQ = Disqualified
DNF = Did Not Finish

DNS = Did Not Start
NM = No Mark





CAA 12th African Junior Athletics Championships



RESULTS RÉSULTATS

| RANK | BIB | SURNAME & NAME | NOC | DATE OF BIRTH | ORD | TIME |
|------|-----|----------------|-----|----------------|-----|-------|
| POS | DOS | NOM ET PRENOM | NAT | DATE DE NAISS. | ORD | TEMPS |



5000 m - Men - Final 5000 m - Hommes - Finale

| | | | | | | |
|-----|----------|----------------|------|-----|--------------|-------------|
| WJR | 12:47.53 | GBRHIWET Hagos | 1994 | ETH | PARIS SAINT- | 06 JUL 2012 |
| AJR | 12:47.53 | GBRHIWET Hegos | 1994 | ETH | PARIS SAINT | 06 JUL 2012 |
| CR | 13:31.10 | KOMEN Daniel | 1976 | KEN | ALGER | 1994 |

| | | | | | |
|----|-----|------------------------|-----|----|----------|
| 1 | 85 | ATOMSA KEJELCHA Yomif | ETH | 12 | 14:31.03 |
| 2 | 127 | KIPTOO Fredrick | KEN | 5 | 14:34.06 |
| 3 | 131 | MAEMBA Daniel Kipkemoi | KEN | 2 | 14:39.32 |
| 4 | 219 | GEAY Gabriel Gerald | TAN | 4 | 14:59.87 |
| 5 | 79 | GASHAHUN TILAHUN Abe | ETH | 8 | 15:08.28 |
| 6 | 48 | IBRHIM HASSAN Bouh | DJI | 1 | 15:11.21 |
| 7 | 19 | NDIKUMWENAYO Thierry | BDI | 11 | 15:11.49 |
| 8 | 217 | YOUSIF Abdalla | SUD | 6 | 15:20.62 |
| 9 | 50 | OUMAR ABDALLAH Diranen | DJI | 9 | 16:03.02 |
| 10 | 205 | MUSE ALI Abdiasis | SOM | 13 | 18:13.78 |

NOT RANKED

| | | | | |
|-----|----------------------|-----|----|-----|
| 225 | CHEPTEGEI Joshua | UGA | 3 | DNS |
| 229 | SICHALI Harry | MAW | 10 | DNS |
| 200 | ABDIFATAH MUSE Hanad | SOM | 7 | DNF |

Intermediate (Bib and time):

| | | | | | | | | |
|---------|-----|----------|---------|-----|---------|---------|-----|---------|
| 1000 m: | 219 | 3:16.80 | 2000 m: | 127 | 6:16.97 | 3000 m: | 131 | 9:08.05 |
| 4000 m: | 131 | 11:58.78 | | | | | | |

Details: Start time:17:33 Temperature:+24°C Humidity:21%

Issued: 08/03/2015 at 17:50

Legend

DQ = Disqualified
DNF = Did Not Finish

DNS = Did Not Start
* = Caution





CAA 12th African Junior Athletics Championships



RESULTS RÉSULTATS

| RANK | BIB | TEAM | NOC | LANE | R.T. | TIME |
|------|-----|--------|-----|------|------|-------|
| POS | DOS | ÉQUIPE | NAT | CLR | T.R. | TEMPS |



4 x 400 Relay - Women - Final 4 x 400 Relais - Dames - Finale

| | | | | | |
|-----|---------|----------------------|-----|----------|-------------|
| WJR | 3:27.60 | UNITED STATES JUNIOR | USA | GROSSETO | 18 JUL 2004 |
| AJR | 3:30.84 | NIGERIA | NGR | BEIJING | 20 AUG 2006 |
| CR | 3:37.59 | NIGERIA | NGR | IBADAN | 1997 |

| | | | | | |
|---|----------------|-----|---|-------|----------------|
| 1 | NIGERIA | NGR | 6 | 0.294 | 3:38.94 |
|---|----------------|-----|---|-------|----------------|

380 ASAMU Esther - 374 AJAYI Yinka - 384 IDAMADUDU Praise - 372 ADELOYE Olowatosin

| | | | | | |
|---|-----------------|-----|---|-------|----------------|
| 2 | ETHIOPIA | ETH | 4 | 0.263 | 3:48.57 |
|---|-----------------|-----|---|-------|----------------|

331 TOLA NAGAHO Kore - 322 SEFA SURAJ Neima - 325 SHUMI REGASA Chaltu - 327 TAMANGNU YUMA Tegest

NOT RANKED

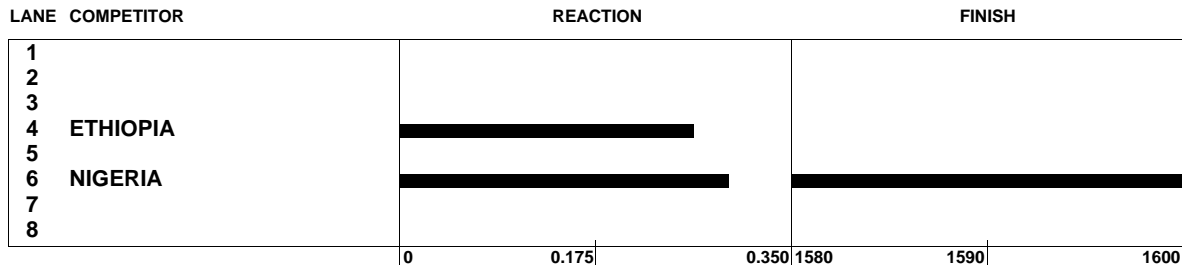
| | | | |
|-----------------|-----|---|------------|
| BOTSWANA | BOT | 3 | DNS |
|-----------------|-----|---|------------|

265 OGANEDITSE Pyle - 263 MOROKO Galefele - 264 MPHATO Joy Boitymeco - 266 UERIMUNA Thandi - 262 GOSEGO Mokokw

| | | | |
|--------------|-----|---|-----------------|
| KENYA | KEN | 5 | DQ 170.7 |
|--------------|-----|---|-----------------|

347 NALYANYA Eglay Nafuma - 341 CHEPKEMOI Betty - 344 CHERONO Eva - 349 THOMAS Maureen Nyatichi

Details: Start time:18:09 Temperature:+22°C Humidity:20%



Issued: 08/03/2015 at 18:16

Legend

DQ = Disqualified
DNF = Did Not Finish

DNS = Did Not Start
Fn = False Start

Addis Ababa (ETH) 5th - 8th march 2015

RSC / 1

Data processing by Microplus Informatica - www.microplus.it - Timing by TimeTronics - www.timetrronics.be

(Printed at 08/03/2015 at 18:20)





CAA 12th African Junior Athletics Championships



RESULTS RÉSULTATS

| RANK | BIB | TEAM | NOC | LANE | R.T. | TIME |
|------|-----|--------|-----|------|------|-------|
| POS | DOS | ÉQUIPE | NAT | CLR | T.R. | TEMPS |



4 x 400 Relay - Men - Final 4 x 400 Relais - Hommes - Finale

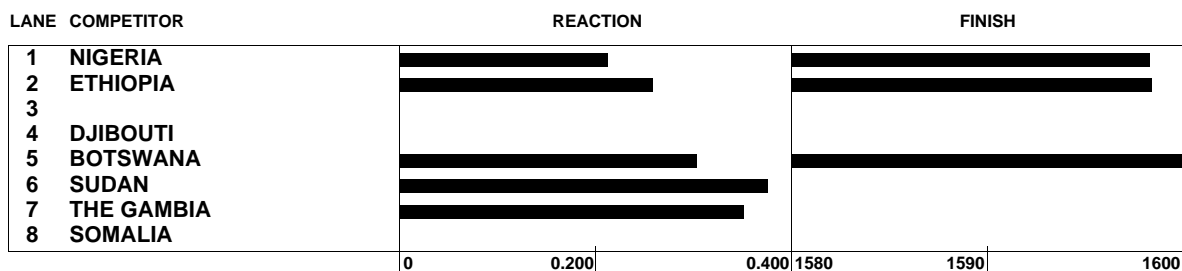
| | | | | | |
|-----|---------|----------------------|-----|----------|-------------|
| WJR | 3:01.09 | UNITED STATES JUNIOR | USA | GROSSETO | 18 JUL 2004 |
| AJR | 3:04.50 | SOUTH AFRICA | RSA | GROSSETO | 18 JUN 2004 |
| CR | 3:08.68 | NIGERIA | NGR | IBADAN | 1997 |

| | | | | | |
|---|-------------------|-----|---|-------|----------------|
| 1 | BOTSWANA | BOT | 5 | 0.304 | 3:11.00 |
| 29 SIBANDA Karabo - 27 SCOTCH Leungo - 23 KEETILE Unod - 20 BASIMA Vincent | | | | | |
| 2 | ETHIOPIA | ETH | 2 | 0.259 | 3:11.19 |
| 81 HAILU BALI Kenenisa - 106 TESFAYE Aduga - 109 TURIE BEKER Haji - 64 ABABU FELEKE Gezahegn | | | | | |
| 3 | NIGERIA | NGR | 1 | 0.212 | 3:11.20 |
| 159 AKERELE Omeiza - 158 ADEYEMI SIKIRU Adewale - 162 AUDU Abdulsalam - 165 FASASI Adekunle Rilwan | | | | | |
| 4 | THE GAMBIA | GAM | 7 | 0.352 | 3:20.05 |
| 112 JOOF Alieu - 114 MARONG Demba - 111 SONKO Alagie - 116 KEITA Tijan | | | | | |
| 5 | SUDAN | SUD | 6 | 0.376 | 3:21.75 |
| 212 ELTAIB Haroun - 213 HAMID Elhadi - 210 ABDELWAHAB Adam - 215 SULIMAN Haistham | | | | | |
| 6 | DJIBOUTI | DJI | 4 | | 3:35.98 |
| 47 DJAMAL Said Ilhired - 33 SAID HASSAN Ibrahim - 14 HASSAN Wais - 11 ABDOURAZAK Houssein | | | | | |
| 7 | SOMALIA | SOM | 8 | | 3:46.18 |
| 203 HUSSEIN HASSAN Ahmed - 204 HUSSEIN HASSAN Mohamed - 201 ABDIZIZ SALAD Sharmaarke - 205 MUSE ALI Abdiias | | | | | |

NOT RANKED

| | | | |
|---|-----|---|------------|
| KENYA | KEN | 3 | DNS |
| 128 KOECH Jonah Kipruto - 133 RONO Patrick Kiprotich - 123 KIPKOECH Stephen - 136 TONU Harona Kibet | | | |

Details: Start time:18:27 Temperature:+22°C Humidity:20%



Issued: 08/03/2015 at 18:37

Legend

DQ = Disqualified
DNF = Did Not Finish

DNS = Did Not Start
Fn = False Start

