


School Team Girls

Distance : 3000 M

145 Riders classified

| Rank | Flag | Name | Year | Bib | Time | Gap | Speed km/h | Team | Country |
|------|---|-----------------|------|-----|-------|-------|------------|---|------------------|
| 1 |  | ROCKLIFF Abbey | 2001 | 28 | 13:54 | | 17.9 | Abbotsleigh School for Girls | AUSTRALIA |
| 2 |  | BIDEKAN Yasmine | 2001 | 297 | 13:55 | 00:01 | 17.8 | High School Qualifying Allal E IFRANE | MOROCCO |
| 3 |  | AHETTIU Houda | 2000 | 301 | 14:03 | 00:09 | 17.7 | High School Qualifying Allal E IFRANE | MOROCCO |
| 4 |  | MCDERMOTT Sarah | 2000 | 30 | 14:04 | 00:10 | 17.7 | Abbotsleigh School for Girls | AUSTRALIA |
| 5 |  | ARROUF Chaymae | 2001 | 296 | 14:10 | 00:16 | 17.5 | High School Qualifying Allal E IFRANE | MOROCCO |
| 6 |  | JANSEN Manjorie | 2002 | 321 | 14:14 | 00:20 | 17.4 | Stedelijk Gymnasium Nijmegen | NETHERLANDS |
| 7 |  | KOLACKOVA Adela | 2001 | 140 | 14:18 | 00:24 | 17.4 | Sportovni gymnazium Ludvika Danka, Brno | CZECH REPUBLIC |
| 8 |  | KUTLUK Yonca | 2000 | 452 | 14:21 | 00:27 | 17.3 | KONYA-MERAM ATATÜRK MTAL | TURKEY |
| 9 |  | HACHLAF Zainab | 2001 | 299 | 14:25 | 00:31 | 17.2 | High School Qualifying Allal E IFRANE | MOROCCO |
| 10 |  | SCHERZ Magdalen | 2001 | 52 | 14:28 | 00:34 | 17.2 | BG/BRG Zehnergasse Wiener Neustadt | AUSTRIA |
| 11 |  | CEREZO Hannah | 2003 | 31 | 14:30 | 00:36 | 17.1 | Abbotsleigh School for Girls | AUSTRALIA |
| 12 |  | ROSIE Fordham | 2002 | 29 | 14:35 | 00:41 | 17.0 | Abbotsleigh School for Girls | AUSTRALIA |
| 13 |  | EL AZZOUZI Oumn | 2001 | 298 | 14:39 | 00:45 | 16.9 | High School Qualifying Allal E IFRANE | MOROCCO |
| 14 |  | NOURA Lamzaoui | 2002 | 3 | 14:42 | 00:48 | 16.9 | Sherif Larguet BORDJ-BOURIJIDJ | ALGERIA |
| 15 |  | VAN DOORN Ellen | 2002 | 323 | 14:42 | 00:48 | 16.9 | Stedelijk Gymnasium Nijmegen | NETHERLANDS |
| 16 |  | HELLINGS Nienke | 2001 | 74 | 14:48 | 00:54 | 16.8 | Don Bosco Hechtel | BELGIUM FLANDERS |
| 17 |  | CARRERE Claire | 2000 | 180 | 14:50 | 00:56 | 16.7 | Lycée François Couperin Fontainebleau | FRANCE |
| 18 |  | TURCOTTE Macy j | 2003 | 96 | 14:52 | 00:58 | 16.7 | É.S.C. Thériault | CANADA |
| 19 |  | DOGANAY Meryema | 2002 | 449 | 14:57 | 01:03 | 16.6 | KONYA-MERAM ATATÜRK MTAL | TURKEY |
| 20 |  | KOGLBAUER Hanna | 2003 | 55 | 14:59 | 01:05 | 16.6 | BG/BRG Zehnergasse Wiener Neustadt | AUSTRIA |
| 21 |  | DUPUIS Maxine m | 2001 | 93 | 15:00 | 01:06 | 16.6 | É.S.C. Thériault | CANADA |
| 22 |  | LABELLE Chloe | 2002 | 176 | 15:09 | 01:15 | 16.4 | Lycée François Couperin Fontainebleau | FRANCE |
| 23 |  | RICHARDSON Isab | 2003 | 337 | 15:10 | 01:16 | 16.4 | St Cuthbert's School AUCKLAND | NEW ZEALAND |
| 24 |  | BROWNE Chloe | 2003 | 336 | 15:26 | 01:32 | 16.1 | St Cuthbert's School AUCKLAND | NEW ZEALAND |
| 25 |  | BROWNE Bella | 2003 | 335 | 15:31 | 01:37 | 16.0 | St Cuthbert's School AUCKLAND | NEW ZEALAND |
| 26 |  | HOGG Olivia | 2001 | 27 | 15:31 | 01:37 | 16.0 | Abbotsleigh School for Girls | AUSTRALIA |
| 27 |  | AMINA Maachi | 2002 | 1 | 15:35 | 01:41 | 15.9 | Sherif Larguet BORDJ-BOURIJIDJ | ALGERIA |
| 28 |  | DERVAN Grace | 2000 | 219 | 15:36 | 01:42 | 15.9 | Wesley College | IRELAND |

School Team Girls

Distance : 3000 M

145 Riders classified

| Rank | Flag | Name | Year | Bib | Time | Gap | Speed km/h | Team | Country |
|------|---|-----------------|------|-----|-------|-------|------------|---|----------------|
| 29 |  | SITTAMPALAM-MAI | 2002 | 155 | 15:37 | 01:43 | 15.9 | CHARTERS | ENGLAND |
| 30 |  | WEINTROB Tal | 2000 | 237 | 15:39 | 01:45 | 15.9 | RealI HAIFA | ISRAEL |
| 31 |  | GILLESPIE Lara | 2001 | 215 | 15:41 | 01:47 | 15.8 | Wesley College | IRELAND |
| 32 |  | FILIPOVA Lucie | 2000 | 143 | 15:42 | 01:48 | 15.8 | Sportovni gymnazium Ludvika Danka, Brno | CZECH REPUBLIC |
| 33 |  | HACKET-PAIN Emi | 2001 | 332 | 15:42 | 01:48 | 15.8 | St Cuthbert's School AUCKLAND | NEW ZEALAND |
| 34 |  | ILTIS Lou anne | 2002 | 175 | 15:43 | 01:49 | 15.8 | Lycée François Couperin Fontainebleau | FRANCE |
| 35 |  | CRAVEN Isabelle | 2002 | 151 | 15:45 | 01:51 | 15.8 | CHARTERS | ENGLAND |
| 36 |  | PINHEIRO LENOIR | 2001 | 178 | 15:46 | 01:52 | 15.7 | Lycée François Couperin Fontainebleau | FRANCE |
| 37 |  | CHARVATOVA Tere | 2002 | 139 | 15:47 | 01:53 | 15.7 | Sportovni gymnazium Ludvika Danka, Brno | CZECH REPUBLIC |
| 38 |  | REES Claire | 2000 | 334 | 15:48 | 01:54 | 15.7 | St Cuthbert's School AUCKLAND | NEW ZEALAND |
| 39 |  | FERNANDEZ Olga | 2000 | 400 | 15:49 | 01:55 | 15.7 | COLEGIO BASE | SPAIN |
| 40 |  | FIORETTI Andree | 2001 | 245 | 15:50 | 01:56 | 15.7 | LICEO DA VINCI JESI | ITALY |
| 41 |  | SCHERZ Viktoria | 2000 | 53 | 15:51 | 01:57 | 15.7 | BG/BRG Zehnergasse Wiener Neustadt | AUSTRIA |
| 42 |  | YENI Dilara | 2001 | 451 | 15:52 | 01:58 | 15.6 | KONYA-MERAM ATATÜRK MTAL | TURKEY |
| 43 |  | ŠIŠOLÁKOVÁ Luci | 2002 | 375 | 15:53 | 01:59 | 15.6 | Sports Gymnasium TRENCIN | SLOVAKIA |
| 44 |  | BARTOLOMUCCI Jo | 2003 | 95 | 15:54 | 02:00 | 15.6 | É.S.C. Thériault | CANADA |
| 45 |  | STACHOVÁ Anita | 2000 | 377 | 15:54 | 02:00 | 15.6 | Sports Gymnasium TRENCIN | SLOVAKIA |
| 46 |  | REID-SMITH Niam | 2001 | 154 | 15:57 | 02:03 | 15.6 | CHARTERS | ENGLAND |
| 47 |  | MAGNUSSEN Annab | 2003 | 32 | 15:58 | 02:04 | 15.5 | Abbotsleigh School for Girls | AUSTRALIA |
| 48 |  | LILLO Julia | 2002 | 397 | 15:59 | 02:05 | 15.5 | COLEGIO BASE | SPAIN |
| 49 |  | GASQUE Maria | 2000 | 401 | 16:00 | 02:06 | 15.5 | COLEGIO BASE | SPAIN |
| 50 |  | READ Hannah | 2003 | 156 | 16:01 | 02:07 | 15.5 | CHARTERS | ENGLAND |
| 51 |  | MANAL Charifi | 2003 | 6 | 16:04 | 02:10 | 15.4 | Sherif Larguet BORDJ-BOURIJIDJ | ALGERIA |
| 52 |  | DIAZ Alba maria | 2000 | 399 | 16:05 | 02:11 | 15.4 | COLEGIO BASE | SPAIN |
| 53 |  | CARON Alexa | 2002 | 92 | 16:07 | 02:13 | 15.4 | É.S.C. Thériault | CANADA |
| 54 |  | ZOUARI Ouiam | 2001 | 300 | 16:08 | 02:14 | 15.4 | High School Qualifying Allal E IFRANE | MOROCCO |
| 55 |  | JONES Elena | 2001 | 153 | 16:11 | 02:17 | 15.3 | CHARTERS | ENGLAND |
| 56 |  | VITTECOQ Lucie | 2001 | 179 | 16:13 | 02:19 | 15.3 | Lycée François Couperin Fontainebleau | FRANCE |

School Team Girls

Distance : 3000 M

145 Riders classified

| Rank | Flag | Name | Year | Bib | Time | Gap | Speed km/h | Team | Country |
|------|---|-----------------|------|-----|-------|-------|------------|---|------------------|
| 57 |  | SMEETS Silke | 2002 | 78 | 16:15 | 02:21 | 15.3 | Don Bosco Hechtel | BELGIUM FLANDERS |
| 58 |  | TIBLJAS Ana | 2001 | 130 | 16:16 | 02:22 | 15.3 | SALEZIJANSKA KLASICNA GIMNAZIJA RIJEKA | CROATIA |
| 59 |  | ADRIGAN Sophie | 2001 | 50 | 16:17 | 02:23 | 15.2 | BG/BRG Zehnergasse Wiener Neustadt | AUSTRIA |
| 60 |  | SURANOVA Karin | 2000 | 378 | 16:18 | 02:24 | 15.2 | Sports Gymnasium TRENCIN | SLOVAKIA |
| 61 |  | BELLIDO Laura e | 2003 | 402 | 16:21 | 02:27 | 15.2 | COLEGIO BASE | SPAIN |
| 62 |  | SZÁSZ Adél hann | 2001 | 201 | 16:23 | 02:29 | 15.1 | Kaposvári Munkácsy Mihály Gimnázium | HUNGARY |
| 63 |  | HOLDEN Charlott | 2002 | 152 | 16:23 | 02:29 | 15.1 | CHARTERS | ENGLAND |
| 64 |  | HAMILTON Emma | 2001 | 333 | 16:25 | 02:31 | 15.1 | St Cuthbert's School AUCKLAND | NEW ZEALAND |
| 65 |  | ROCCHETTI Sofia | 2002 | 247 | 16:26 | 02:32 | 15.1 | LICEO DA VINCI JESI | ITALY |
| 66 |  | SZERENCSES Lili | 2000 | 203 | 16:27 | 02:33 | 15.1 | Kaposvári Munkácsy Mihály Gimnázium | HUNGARY |
| 67 |  | MANDOUR Oumaima | 2001 | 177 | 16:31 | 02:37 | 15.0 | Lycée François Couperin Fontainebleau | FRANCE |
| 68 |  | LEMMENS Britt | 2001 | 75 | 16:34 | 02:40 | 15.0 | Don Bosco Hechtel | BELGIUM FLANDERS |
| 69 |  | KUCEROVA Lucie | 2001 | 141 | 16:36 | 02:42 | 15.0 | Sportovni gymnazium Ludvika Danka, Brno | CZECH REPUBLIC |
| 70 |  | EINHAUS Anna | 2003 | 54 | 16:38 | 02:44 | 14.9 | BG/BRG Zehnergasse Wiener Neustadt | AUSTRIA |
| 71 |  | GHERGO Angelica | 2002 | 246 | 16:42 | 02:48 | 14.9 | LICEO DA VINCI JESI | ITALY |
| 72 |  | SLEURS Ellen | 2001 | 77 | 16:43 | 02:49 | 14.8 | Don Bosco Hechtel | BELGIUM FLANDERS |
| 73 |  | EPHRAT Neta | 2002 | 232 | 16:45 | 02:51 | 14.8 | Realí HAIFA | ISRAEL |
| 74 |  | YOLCU Gülten | 2000 | 453 | 16:51 | 02:57 | 14.7 | KONYA-MERAM ATATÜRK MTAL | TURKEY |
| 75 |  | CSEPELI Angéla | 2000 | 199 | 16:52 | 02:58 | 14.7 | Kaposvári Munkácsy Mihály Gimnázium | HUNGARY |
| 76 |  | POPELKOVA Veron | 2001 | 142 | 16:54 | 03:00 | 14.7 | Sportovni gymnazium Ludvika Danka, Brno | CZECH REPUBLIC |
| 77 |  | BOILEAU Meghan | 2001 | 91 | 16:56 | 03:02 | 14.7 | É.S.C. Thériault | CANADA |
| 78 |  | EPHRAT Keren | 2000 | 234 | 17:04 | 03:10 | 14.5 | Realí HAIFA | ISRAEL |
| 79 |  | MEILIK Nitzan r | 2000 | 236 | 17:05 | 03:11 | 14.5 | Realí HAIFA | ISRAEL |
| 80 |  | WALLACH Gali | 2001 | 233 | 17:07 | 03:13 | 14.5 | Realí HAIFA | ISRAEL |
| 81 |  | MELANCON Amélia | 2002 | 94 | 17:12 | 03:18 | 14.4 | É.S.C. Thériault | CANADA |
| 82 |  | DERVAN Faye | 2002 | 214 | 17:14 | 03:20 | 14.4 | Wesley College | IRELAND |
| 83 |  | ŠUPICOVÁ Lenka | 2003 | 379 | 17:16 | 03:22 | 14.4 | Sports Gymnasium TRENCIN | SLOVAKIA |
| 84 |  | BYRNE Sadhbh | 2000 | 218 | 17:26 | 03:32 | 14.2 | Wesley College | IRELAND |

School Team Girls

Distance : 3000 M

145 Riders classified

| Rank | Flag | Name | Year | Bib | Time | Gap | Speed km/h | Team | Country |
|------|---|-----------------|------|-----|-------|-------|------------|---|-------------|
| 85 |  | ZEDGINIDZE Mari | 2002 | 503 | 17:31 | 03:37 | 14.2 | Public School N3 Akhaltsikhe, Georgia | GEORGIA |
| 86 |  | YIN Zhixin | 2001 | 104 | 17:31 | 03:37 | 14.2 | Shenzhen Guangming New District Experimental School | CHINA |
| 87 |  | MERYEM Chergui | 2002 | 2 | 17:32 | 03:38 | 14.2 | Sherif Larguet BORDJ-BOURIJIDJ | ALGERIA |
| 88 |  | MARKARYAN Hasmi | 2001 | 501 | 17:37 | 03:43 | 14.1 | Public School N3 Akhaltsikhe, Georgia | GEORGIA |
| 89 |  | SCHELHAAS Meike | 2000 | 325 | 17:40 | 03:46 | 14.0 | Stedelijk Gymnasium Nijmegen | NETHERLANDS |
| 90 |  | WHITEMAN Chloé | 2003 | 283 | 17:50 | 03:56 | 13.9 | Lycée de Garçons Luxembourg | LUXEMBOURG |
| 91 |  | OKAY Hatice | 2002 | 450 | 17:51 | 03:57 | 13.9 | KONYA-MERAM ATATÜRK MTAL | TURKEY |
| 92 |  | NIJHOF Roos | 2001 | 322 | 17:52 | 03:58 | 13.9 | Stedelijk Gymnasium Nijmegen | NETHERLANDS |
| 93 |  | MARTINEZ Carmen | 2002 | 398 | 17:54 | 04:00 | 13.9 | COLEGIO BASE | SPAIN |
| 94 |  | DIRKS Vivian | 2001 | 320 | 18:01 | 04:07 | 13.8 | Stedelijk Gymnasium Nijmegen | NETHERLANDS |
| 95 |  | VERHOEVEN Frede | 2001 | 324 | 18:04 | 04:10 | 13.7 | Stedelijk Gymnasium Nijmegen | NETHERLANDS |
| 96 |  | PALUSKA Petra | 2000 | 200 | 18:05 | 04:11 | 13.7 | Kaposvári Munkácsy Mihály Gimnázium | HUNGARY |
| 97 |  | MICKLEM Holly | 2002 | 216 | 18:07 | 04:13 | 13.7 | Wesley College | IRELAND |
| 98 |  | MERSCH Cathy | 2003 | 281 | 18:13 | 04:19 | 13.6 | Lycée de Garçons Luxembourg | LUXEMBOURG |
| 99 |  | STURCZOVÁ Micha | 2001 | 376 | 18:15 | 04:21 | 13.6 | Sports Gymnasium TRENCIN | SLOVAKIA |
| 100 |  | BOROVSKA Melani | 2002 | 255 | 18:19 | 04:25 | 13.5 | Secondary school No DAUGAVPILS | LATVIA |
| 101 |  | POPOVICEVA Vikt | 2003 | 259 | 18:19 | 04:25 | 13.5 | Secondary school No DAUGAVPILS | LATVIA |
| 102 |  | AKOPYAN Irina | 2000 | 504 | 18:25 | 04:31 | 13.5 | Public School N3 Akhaltsikhe, Georgia | GEORGIA |
| 103 |  | GABOSHVILI Tama | 2000 | 505 | 18:25 | 04:31 | 13.5 | Public School N3 Akhaltsikhe, Georgia | GEORGIA |
| 104 |  | CHEN Shiting | 2002 | 103 | 18:37 | 04:43 | 13.3 | Shenzhen Guangming New District Experimental School | CHINA |
| 105 |  | BARTOCCI Giulia | 2001 | 243 | 18:37 | 04:43 | 13.3 | LICEO DA VINCI JESI | ITALY |
| 106 |  | ZHANG Lan | 2003 | 108 | 18:44 | 04:50 | 13.2 | Shenzhen Guangming New District Experimental School | CHINA |
| 107 |  | ASSIA Mekki | 2000 | 4 | 18:45 | 04:51 | 13.2 | Sherif Larguet BORDJ-BOURIJIDJ | ALGERIA |
| 108 |  | SZERB Katalin | 2000 | 202 | 18:47 | 04:53 | 13.2 | Kaposvári Munkácsy Mihály Gimnázium | HUNGARY |
| 109 |  | PAUL Emma | 2002 | 217 | 18:47 | 04:53 | 13.2 | Wesley College | IRELAND |
| 110 |  | MRVIC Nina | 2000 | 131 | 18:48 | 04:54 | 13.2 | SALEZIJANSKA KLASICNA GIMNAZIJA RIJEKA | CROATIA |
| 111 |  | HALBAUER Isabel | 2001 | 51 | 18:48 | 04:54 | 13.2 | BG/BRG Zehnergasse Wiener Neustadt | AUSTRIA |
| 112 |  | STRAZDA Katrina | 2001 | 257 | 18:56 | 05:02 | 13.1 | Secondary school No DAUGAVPILS | LATVIA |



ISF WORLD CHAMPIONSHIP

CROSS COUNTRY PARIS 2018



School Team Girls

Distance : 3000 M






145 Riders classified

| Rank | Flag | Name | Year | Bib | Time | Gap | Speed km/h | Team | Country |
|------|------|-----------------|------|-----|-------|-------|------------|---|------------------|
| 113 | | VILDOMCOVA Klar | 2000 | 144 | 19:00 | 05:06 | 13.1 | Sportovni gymnazium Ludvika Danka, Brno | CZECH REPUBLIC |
| 114 | | RAVLIJA Mia | 2000 | 132 | 19:00 | 05:06 | 13.1 | SALEZIJANSKA KLASICNA GIMNAZIJA RIJEKA | CROATIA |
| 115 | | AKOPIAN Sopia | 2002 | 500 | 19:03 | 05:09 | 13.0 | Public School N3 Akhaltsikhe, Georgia | GEORGIA |
| 116 | | MARXEN Mara | 2002 | 279 | 19:03 | 05:09 | 13.0 | Lycée de Garçons Luxembourg | LUXEMBOURG |
| 117 | | BALAŽOVÁ Ema | 2002 | 374 | 19:04 | 05:10 | 13.0 | Sports Gymnasium TRENCIN | SLOVAKIA |
| 118 | | METZLER Emma | 2000 | 280 | 19:05 | 05:11 | 13.0 | Lycée de Garçons Luxembourg | LUXEMBOURG |
| 119 | | BLATT Ella | 2002 | 278 | 19:09 | 05:15 | 13.0 | Lycée de Garçons Luxembourg | LUXEMBOURG |
| 120 | | STRONATI Benede | 2003 | 248 | 19:18 | 05:24 | 12.9 | LICEO DA VINCI JESI | ITALY |
| 121 | | GVILI Miryam | 2000 | 235 | 19:22 | 05:28 | 12.8 | Real HAIFA | ISRAEL |
| 122 | | RAYANE Cherrat | 2000 | 5 | 19:26 | 05:32 | 12.8 | Sherif Larguet BORDJ-BOURIJIDJ | ALGERIA |
| 123 | | LAZUKO Alina | 2000 | 258 | 19:28 | 05:34 | 12.7 | Secondary school No DAUGAVPILS | LATVIA |
| 124 | | SONG Chumin | 2003 | 105 | 19:29 | 05:35 | 12.7 | Shenzhen Guangming New District Experimental School | CHINA |
| 125 | | WENSVEEN GROU K | 2003 | 282 | 19:29 | 05:35 | 12.7 | Lycée de Garçons Luxembourg | LUXEMBOURG |
| 126 | | KERUBINE Lovisa | 2001 | 256 | 19:55 | 06:01 | 12.5 | Secondary school No DAUGAVPILS | LATVIA |
| 127 | | STANCIC Mara | 2001 | 129 | 20:22 | 06:28 | 12.2 | SALEZIJANSKA KLASICNA GIMNAZIJA RIJEKA | CROATIA |
| 128 | | HAJJAR Serena | 2001 | 496 | 20:29 | 06:35 | 12.1 | VOLTAIRE | QATAR |
| 129 | | DOLCIOTTI Noemi | 2001 | 244 | 20:42 | 06:48 | 12.0 | LICEO DA VINCI JESI | ITALY |
| 130 | | DE SMET Emma | 2002 | 60 | 21:10 | 07:16 | 11.7 | Athénée Royal Vauban CHARLEROI | BELGIUM FC |
| 131 | | TOMSON Cynthia | 2000 | 65 | 21:44 | 07:50 | 11.4 | Athénée Royal Vauban CHARLEROI | BELGIUM FC |
| 132 | | BELLANGER Roman | 2002 | 494 | 21:44 | 07:50 | 11.4 | VOLTAIRE | QATAR |
| 133 | | SZCZYRBA Manon | 2000 | 64 | 21:44 | 07:50 | 11.4 | Athénée Royal Vauban CHARLEROI | BELGIUM FC |
| 134 | | SAENE Margot | 2003 | 499 | 21:47 | 07:53 | 11.4 | VOLTAIRE | QATAR |
| 135 | | SREBEL Emilie | 2001 | 62 | 22:12 | 08:18 | 11.2 | Athénée Royal Vauban CHARLEROI | BELGIUM FC |
| 136 | | JOVIC Lucia | 2002 | 127 | 22:14 | 08:20 | 11.1 | SALEZIJANSKA KLASICNA GIMNAZIJA RIJEKA | CROATIA |
| 137 | | POGOSYAN Svetla | 2002 | 502 | 22:27 | 08:33 | 11.0 | Public School N3 Akhaltsikhe, Georgia | GEORGIA |
| 138 | | LEKDECH Imane | 2001 | 61 | 22:59 | 09:05 | 10.8 | Athénée Royal Vauban CHARLEROI | BELGIUM FC |
| 139 | | MBOMBO NTOLO Re | 2001 | 76 | 22:59 | 09:05 | 10.8 | Don Bosco Hechtel | BELGIUM FLANDERS |
| 140 | | PERZ Charlotte | 2000 | 63 | 23:44 | 09:50 | 10.4 | Athénée Royal Vauban CHARLEROI | BELGIUM FC |

School Team Girls

Distance : 3000 M

145 Riders classified

| Rank | Flag | Name | Year | Bib | Time | Gap | Speed km/h | Team | Country |
|------|---|-----------------|------|-----|--------------|-------|------------|--|---------|
| 141 |  | JIMENES Clara | 2002 | 497 | 24:10 | 10:16 | 10.3 | VOLTAIRE | QATAR |
| 142 |  | XIA Changrun | 2003 | 106 | 25:44 | 11:50 | 9.6 | Shenzhen Guangming New District Experimental Schoo | CHINA |
| 143 |  | MIANI Erna | 2001 | 128 | 25:57 | 12:03 | 9.5 | SALEZIJANSKA KLASICNA GIMNAZIJA RIJEKA | CROATIA |
| 144 |  | BENOUMECHIARA M | 2002 | 495 | 26:01 | 12:07 | 9.5 | VOLTAIRE | QATAR |
| 145 |  | SOLTANI Dyna | 2001 | 498 | 27:16 | 13:22 | 9.1 | VOLTAIRE | QATAR |