

Results Résultats

RANK	BIB	SURNAME & NAME	NAT	YOB	LANE	R.T.	TIME	POINTS
POS	DOS	NOM ET PRENOM	NAT	ANNEE	CLR	T.R.	TEMPS	POINTS



100 m Hurdles - Heptathlon 100 m Haies - Heptathlon

WR	12.21
AR	12.44
CR	12.77

Heat 1 Série 1

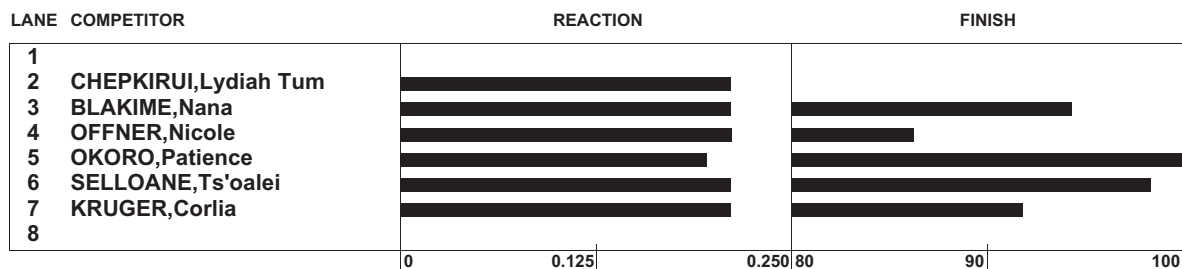
(Wind: -2.50 m/s)

1	1444	OKORO Patience	NGR		5	0.196	14.65	888
2	1642	SELLOANE Ts'oalei	LES		6	0.211	14.89	856
3	1155	BLAKIME Nana	TOG		3	0.211	15.53	773
4	1465	KRUGER Corlia	NAM		7	0.211	15.95	720
5	1282	OFFNER Nicole	RSA		4	0.212	16.99	598
6	1713	CHEPKIRUI Lydiah Tum	KEN		2	0.211	20.76	242

NOT CLASSIFIED

1073	MARETELE Bonolo	BOT	1983	8	DNS
------	------------------------	-----	------	---	------------

Details: Start time: 9:33 Temperature: +24°C Humidity: 43%



Issued: 30/07/2010 at 9:34

Heat 2 Série 2

(Wind: -1.10 m/s)

1	1659	SIMPSON Margaret	GHA		2	0.178	13.93	988
2	1293	WIENAND Janet	RSA		4	0.230	14.05	971
3	1157	KANGNI THIEBAUD Sandrine	TOG		8	0.240	15.06	834
4	1458	BIBIANA OLAMA Martina	GEQ		6	0.140	15.95	NR 720
5	1701	KAGWIRIA Catherine	KEN		5		16.95	602
6	1764	MUMBI Margaret	KEN		7	0.276	19.30	363

NOT CLASSIFIED

1119	KAMBOLE Beatrice	BUR	1980	3	DNS
------	-------------------------	-----	------	---	------------

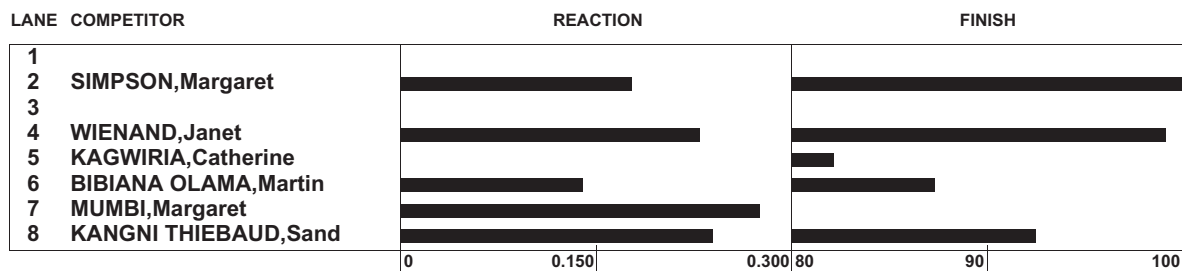
Details: Start time: 9:38 Temperature: +24°C Humidity: 43%

Legend

DQ = Disqualified
DNF = Did Not Finish

DNS = Did Not Start
* = False Start

RANK	BIB	SURNAME & NAME	NAT	YOB	LANE	R.T.	TIME	POINTS
POS	DOS	NOM ET PRENOM	NAT	ANNEE	CLR	T.R.	TEMPS	POINTS



Issued: 30/07/2010 at 9:39

Legend

DQ = Disqualified
DNF = Did Not Finish

DNS = Did Not Start
* = False Start



Summary Résumé

RANK	BIB	SURNAME & NAME	NAT	YOB	HEAT	LANE	RANK	TIME	POINTS
POS	DOS	NOM ET PRENOM	NAT	ANNEE	SERIE	CLR	POS	TEMPS	POINTS



100 m Hurdles - Heptathlon 100 m Haies - Heptathlon

WR	12.21
AR	12.44
CR	12.77

Summary

1	1659	SIMPSON Margaret	GHA		2	2	1	13.93	988
2	1293	WIENAND Janet	RSA		2	4	2	14.05	971
3	1444	OKORO Patience	NGR		1	5	1	14.65	888
4	1642	SELLOANE Ts'oalei	LES		1	6	2	14.89	856
5	1157	KANGNI THIEBAUD Sandrine	TOG		2	8	3	15.06	834
6	1155	BLAKIME Nana	TOG		1	3	3	15.53	773
7	1465	KRUGER Corlia	NAM		1	7	4	15.95	720
8	1458	BIBIANA OLAMA Martina	GEQ		2	6	4	15.95	NR 720
9	1701	KAGWIRIA Catherine	KEN		2	5	5	16.95	602
10	1282	OFFNER Nicole	RSA		1	4	5	16.99	598
11	1764	MUMBI Margaret	KEN		2	7	6	19.30	363
12	1713	CHEPKIRUI Lydiah Tum	KEN		1	2	6	20.76	242

NOT CLASSIFIED

1073	MARETELE Bonolo	BOT	1983	1	8	DNS
1119	KAMBOLE Beatrice	BUR	1980	2	3	DNS

Legend

DQ = Disqualified
DNF = Did Not Finish

DNS = Did Not Start
* = False Start

Results Résultats

<i>RANK</i>	<i>BIB</i>	<i>SURNAME & NAME</i>	<i>NAT</i>	<i>YOB</i>	<i>POINTS</i>	<i>POINTS</i>
<i>POS</i>	<i>DOS</i>	<i>NOM ET PRENOM</i>	<i>NAT</i>	<i>ANNEE</i>	<i>POINTS</i>	<i>POINTS</i>



Heptathlon - Women Heptathlon - Dames

WR	7291
AR	6423
CR	5876

Final Finale

1	1659	SIMPSON Margaret	GHA		988
2	1293	WIENAND Janet	RSA		971
3	1444	OKORO Patience	NGR		888
4	1642	SELLOANE Ts'oalei	LES		856
5	1157	KANGNI THIEBAUD Sandrine	TOG		834
6	1155	BLAKIME Nana	TOG		773
7	1458	BIBIANA OLAMA Martina	GEQ		720
7	1465	KRUGER Corlia	NAM		720
9	1701	KAGWIRIA Catherine	KEN		602
10	1282	OFFNER Nicole	RSA		598
11	1764	MUMBI Margaret	KEN		363
12	1713	CHEPKIRUI Lydiah Tum	KEN		242
13	1073	MARETELE Bonolo	BOT	1983	
13	1119	KAMBOLE Beatrice	BUR	1980	

SERIES SERIES

<i>RANK</i>	<i>BIB</i>	<i>SURNAME & NAME</i>	<i>NAT</i>	<i>YOB</i>								<i>POINTS</i>	
<i>POS</i>	<i>DOS</i>	<i>NOM ET PRENOM</i>	<i>NAT</i>	<i>ANNEE</i>	100	Hs	HJ	SP	200m	LJ	JT	800m	<i>POINTS</i>
1	1659	SIMPSON Margaret	GHA		13.93								988
2	1293	WIENAND Janet	RSA		14.05								971
3	1444	OKORO Patience	NGR		14.65								888
4	1642	SELLOANE Ts'oalei	LES		14.89								856
5	1157	KANGNI THIEBAUD Sandrine	TOG		15.06								834
6	1155	BLAKIME Nana	TOG		15.53								773
7	1458	BIBIANA OLAMA Martina	GEQ		15.95								720
7	1465	KRUGER Corlia	NAM		15.95								720

Legend

DQ = Disqualified
DNF = Did Not Finish
NM = No Mark

DNS = Did Not Start
DNS = Did Not Start

9	1701	KAGWIRIA Catherine	KEN	16.95 602	602
10	1282	OFFNER Nicole	RSA	16.99 598	598
11	1764	MUMBI Margaret	KEN	19.30 363	363
12	1713	CHEPKIRUI Lydiah Tum	KEN	20.76 242	242
13	1073	MARETELE Bonolo	BOT 1983		
13	1119	KAMBOLE Beatrice	BUR 1980		

Legend

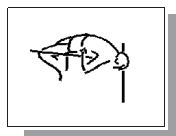
DQ = Disqualified
DNF = Did Not Finish
NM = No Mark

DNS = Did Not Start
DNS = Did Not Start



Results Résultats

RANK	BIB	SURNAME & NAME	NAT	YOB	MARK	POINTS
POS	DOS	NOM ET PRENOM	NAT	ANNEE	MESURE	POINTS



High Jump - Heptathlon Saut en hauteur - Heptathlon

WR	2.09
AR	2.06
CR	1.95

RANK	BIB	SURNAME & NAME	NAT	YOB	MARK	POINTS
POS	DOS	NOM ET PRENOM	NAT	ANNEE	MESURE	POINTS
1	1659	SIMPSON Margaret	GHA		1.78	953
2	1642	SELLOANE Ts'oalei	LES		1.75	916
3	1444	OKORO Patience	NGR		1.69	842
4	1293	WIENAND Janet	RSA		1.69	842
5	1465	KRUGER Corlia	NAM		1.60	736
6	1157	KANGNI THIEBAUD Sandrine	TOG		1.57	701
7	1701	KAGWIRIA Catherine	KEN		1.51	632
8	1282	OFFNER Nicole	RSA		1.48	599
8	1458	BIBIANA OLAMA Martina	GEQ		1.48	599
10	1764	MUMBI Margaret	KEN		1.42	534
11	1713	CHEPKIRUI Lydiah Tum	KEN		1.39	502
12	1155	BLAKIME Nana	TOG		1.36	470

NOT CLASSIFIED

1073	MARETELE Bonolo	BOT	1983	DNS
1119	KAMBOLE Beatrice	BUR	1980	DNS

Details:	Start time:10:25	Temperature:+24°C	Humidity:45%
	Finish Time:11:21	Temperature:+24°C	Humidity:43%

Issued: 30/07/2010 at 12:22

SERIES SERIES

RANK	BIB	SURNAME & NAME	NAT	YOB	ORD	1.30	1.33	1.36	1.39	1.42	1.45	1.48	1.51	1.54	1.57	MARK	POINTS
POS	DOS	NOM ET PRENOM	NAT	ANNEE	ORD	1.60	1.63	1.66	1.69	1.72	1.75	1.78	1.81	1.84	1.87	MESURE	POINTS
6	1157	KANGNI THIEBAUD Sandrine	TOG		1	-	-	-	-	O	O	O	XO	O	XXO	1.57	701
7	1701	KAGWIRIA Catherine	KEN		2	-	-	-	-	-	O	O	XXO	XXX		1.51	632
1	1659	SIMPSON Margaret	GHA		3	-	-	-	-	-	-	-	-	-	-	1.78	953
2	1642	SELLOANE Ts'oalei	LES		4	-	-	-	-	-	-	-	-	-	-	1.75	916
4	1293	WIENAND Janet	RSA		5	-	-	-	-	-	-	-	-	-	XO	1.69	842
10	1764	MUMBI Margaret	KEN		6	-	-	-	-	O	XXX					1.42	534
8	1458	BIBIANA OLAMA Martina	GEQ		7	-	-	-	-	-	-	O	XXX			1.48	599
	1119	KAMBOLE Beatrice	BUR	1980	8											DNS	
12	1155	BLAKIME Nana	TOG		9	O	XO	O	-	XXX						1.36	470

Legend

DQ = Disqualified	DNS = Did Not Start
DNF = Did Not Finish	NM = No Mark
X = Fault	- = Did Not Attempt

Nairobi (KEN) Nyayo Stadium, 28th July - 1st August 2010

REA-ASF.733.4.1 / 1

Timing by TimeTronics - www.timetrronics.be - Data Processing by MicroPlus - www.microplus.it

(Printed at 30/07/2010 at 12:28)



3	1444	OKORO Patience	NGR	11	-	-	-	-	-	-	-	0	-	0	1.69	842
					0	0	XO	0	XXX							
11	1713	CHEPKIRUI Lydiah Tum	KEN	12	-	0	0	0	XXX						1.39	502
5	1465	KRUGER Corlia	NAM	13	-	-	-	-	-	-	-	0	0	0	1.60	736
					0	XXX										
8	1282	OFFNER Nicole	RSA	14	-	-	-	-	0	0	0	XXX			1.48	599

Legend

DQ = Disqualified
DNF = Did Not Finish
X = Fault

DNS = Did Not Start
NM = No Mark
- = Did Not Attempt



Results Résultats After 2 events - Après 2 épreuves

RANK	BIB	SURNAME & NAME	NAT	YOB	POINTS	POINTS
POS	DOS	NOM ET PRENOM	NAT	ANNEE	POINTS	POINTS



Heptathlon - Women Heptathlon - Dames

WR	7291
AR	6423
CR	5876

Final Finale

RANK	BIB	SURNAME & NAME	NAT	YOB	POINTS
POS	DOS	NOM ET PRENOM	NAT	ANNEE	POINTS
1	1659	SIMPSON Margaret	GHA		1941
2	1293	WIENAND Janet	RSA		1813
3	1642	SELLOANE Ts'oalei	LES		1772
4	1444	OKORO Patience	NGR		1730
5	1157	KANGNI THIEBAUD Sandrine	TOG		1535
6	1465	KRUGER Corlia	NAM		1456
7	1458	BIBIANA OLAMA Martina	GEQ		1319
8	1155	BLAKIME Nana	TOG		1243
9	1701	KAGWIRIA Catherine	KEN		1234
10	1282	OFFNER Nicole	RSA		1197
11	1764	MUMBI Margaret	KEN		897
12	1713	CHEPKIRUI Lydiah Tum	KEN		744

NOT CLASSIFIED
1073 **MARETELE Bonolo** BOT 1983 DNS

NOT CLASSIFIED
1119 **KAMBOLE Beatrice** BUR 1980 DNS

SERIES SERIES

RANK	BIB	SURNAME & NAME	NAT	YOB	POINTS							
POS	DOS	NOM ET PRENOM	NAT	ANNEE	POINTS							
					100 Hs	HJ	SP	200m	LJ	JT	800m	POINTS
1	1659	SIMPSON Margaret	GHA		1941	13.93 988	1.78 953 1941					
2	1293	WIENAND Janet	RSA		1813	14.05 971	1.69 842 1813					
3	1642	SELLOANE Ts'oalei	LES		1772	14.89 856	1.75 916 1772					
4	1444	OKORO Patience	NGR		1730	14.65 888	1.69 842 1730					
5	1157	KANGNI THIEBAUD Sandrine	TOG		1535	15.06 834	1.57 701 1535					
6	1465	KRUGER Corlia	NAM		1456	15.95 720	1.60 736 1456					

Legend

DQ = Disqualified
DNF = Did Not Finish
NM = No Mark

DNS = Did Not Start
DNS = Did Not Start

7	1458	BIBIANA OLAMA Martina	GEQ	15.95 720	1.48 599 1319	1319
8	1155	BLAKIME Nana	TOG	15.53 773	1.36 470 1243	1243
9	1701	KAGWIRIA Catherine	KEN	16.95 602	1.51 632 1234	1234
10	1282	OFFNER Nicole	RSA	16.99 598	1.48 599 1197	1197
11	1764	MUMBI Margaret	KEN	19.30 363	1.42 534 897	897
12	1713	CHEPKIRUI Lydiah Tum	KEN	20.76 242	1.39 502 744	744
		NOT CLASSIFIED				
	1073	MARETELE Bonolo	BOT			DNS
			1983			
	1119	KAMBOLE Beatrice	BUR			DNS
			1980			

Legend

DQ = Disqualified
DNF = Did Not Finish
NM = No Mark

DNS = Did Not Start
DNS = Did Not Start



Results Résultats

RANK	BIB	SURNAME & NAME	NAT	YOB	MARK	POINTS
POS	DOS	NOM ET PRENOM	NAT	ANNEE	MESURE	POINTS



High Jump - Women Saut en hauteur - Dames

WR	2.09
AR	2.06
CR	1.95

Final Finale

1	1642	SELLOANE Ts'oalei	LES		1.75	8.0
2	1324	LABICHE Lissa	SEY	1993	1.70	7.0
3	1171	KOECH Cherotich	KEN		1.55	6.0

NOT CLASSIFIED

1804	WAMBUI Agatha	KEN		NM
1701	KAGWIRIA Catherine	KEN		DNS

Details: Start time:14:10 Temperature:+25°C Humidity:39%
Finish Time:14:55 Temperature:+24°C Humidity:39%

Issued: 30/07/2010 at 15:06

SERIES SERIES

RANK	BIB	SURNAME & NAME	NAT	ORD	1.55	1.60	1.65	1.70	1.75	MARK	POINTS		
POS	DOS	NOM ET PRENOM	YOB	ORD						MESURE	POINTS		
			NAT	ORD									
			ANNEE										
	1804	WAMBUI Agatha	KEN	1	XXX						NM	4.0	
1	1642	SELLOANE Ts'oalei	LES	2	-	-	0	XO	XXO	1.75	8.0		
3	1171	KOECH Cherotich	KEN	3	XO	XXX						1.55	6.0
2	1324	LABICHE Lissa	SEY	4	0	0	0	0	XXX	1.70	7.0		
	1701	KAGWIRIA Catherine	KEN	5						DNS	4.0		

Legend

DQ = Disqualified
DNF = Did Not Finish
X = Fault

DNS = Did Not Start
NM = No Mark
- = Did Not Attempt

Results Résultats

RANK	BIB	SURNAME & NAME	NAT	YOB	MARK	POINTS
POS	DOS	NOM ET PRENOM	NAT	ANNEE	MESURE	POINTS



Discus Throw - Women Lancer du disque - Dames

WR	76.80
AR	64.87
CR	58.46

Final Finale

RANK	BIB	SURNAME & NAME	NAT	YOB	MARK	POINTS
POS	DOS	NOM ET PRENOM	NAT	ANNEE	MESURE	POINTS
1	1281	NAUDE Elizna	RSA		56.74	8.0
2	1342	KRAGBE Kazai Suzanne	CIV	1981	55.53	7.0
3	1399	HASSEIB DARDIRI Sarah S.	EGY	1987	46.51	6.0
4	1716	CHEROTICH Caroline	KEN		38.75	SB 5.0
5	1733	KIPLAGAT Cicilia	KEN		38.23	SB 4.0
6	1741	KIPSANG Pascaline	KEN		35.87	3.0
7	1555	GEBEREEGZIABHER TSADIK M	ETH	1984	32.89	2.0
8	1207	MATEE Cicilia	TAN	1980	32.87	1.0

NOT CLASSIFIED
1662 BENIN Linda
GHA 1988
DNS

Details: Start time:14:10 Temperature:+25°C Humidity:39%
Finish Time:15:30 Temperature:+25°C Humidity:40%

Issued: 30/07/2010 at 15:21

SERIES SERIES

RANK	BIB	SURNAME & NAME	NAT	YOB	ORD	- 1 -	- 2 -	- 3 -	- 4 -	- 5 -	- 6 -	MARK	POINTS
POS	DOS	NOM ET PRENOM	NAT	ANNEE	ORD	- 1 -	- 2 -	- 3 -	- 4 -	- 5 -	- 6 -	MESURE	POINTS
4	1716	CHEROTICH Caroline	KEN		1	38.75	32.99	37.71	--X--	35.06	36.12	38.75	SB 5.0
3	1399	HASSEIB DARDIRI Sarah S.	EGY	1987	2	43.35	46.51	44.71	45.13	42.95	45.29	46.51	6.0
5	1733	KIPLAGAT Cicilia	KEN		3	--X--	37.06	--X--	--X--	37.87	38.23	38.23	SB 4.0
2	1342	KRAGBE Kazai Suzanne	CIV	1981	4	54.72	--X--	--X--	--X--	54.75	55.53	55.53	7.0
	1662	BENIN Linda	GHA	1988	5							DNS	
7	1555	GEBEREEGZIABHER TSADIK M	ETH	1984	6	32.81	--X--	--X--	32.89	--X--	32.59	32.89	2.0
8	1207	MATEE Cicilia	TAN	1980	7	--X--	31.29	31.77	--X--	32.87	30.03	32.87	1.0
1	1281	NAUDE Elizna	RSA		8	55.29	55.17	--X--	--X--	54.60	56.74	56.74	8.0
6	1741	KIPSANG Pascaline	KEN		9	--X--	35.87	--X--	33.61	--X--	--X--	35.87	3.0

Legend

DQ = Disqualified
DNF = Did Not Finish
X = Fault

DNS = Did Not Start
NM = No Mark
- = Did Not Attempt

Results Résultats

RANK	BIB	SURNAME & NAME	NAT	YOB	LANE	R.T.	TIME	POINTS
POS	DOS	NOM ET PRENOM	NAT	ANNEE	CLR	T.R.	TEMPS	POINTS



110 m Hurdles - Men 110 m Haies - Hommes

WR	12.87
AR	13.26
CR	13.70

First Round Premier Tour

Heat 1 Série 1

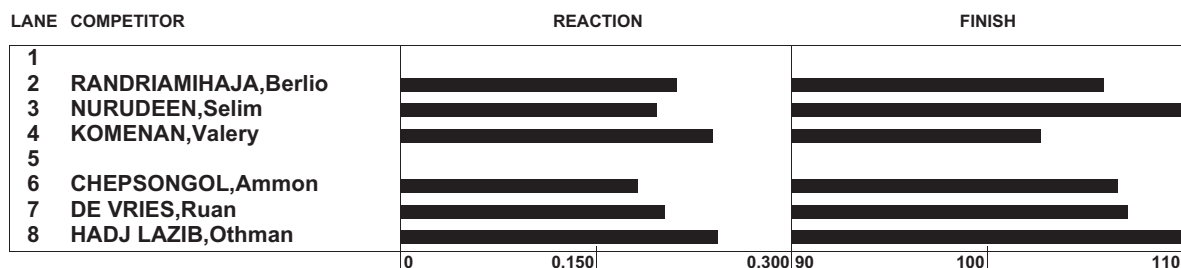
(Wind: -1.10 m/s)

1	1007	HADJ LAZIB Othman	ALG		8	0.244	13.76	Q
2	1436	NURUDEEN Selim	NGR		3	0.197	13.76	Q
3	1259	DE VRIES Ruan	RSA		7	0.203	14.12	Q
4	1714	CHEPSONGOL Ammon	KEN		6	0.182	14.19	q SB
5	1693	RANDRIAMIHAJA Berlioz	MAD		2	0.212	14.28	q
6	1338	KOMENAN Valery	CIV	1986	4	0.240	14.73	

NOT CLASSIFIED
1175 KIMEU Emmanuel KEN 5 DQ 162.7

Qualification: First 3 in each heat (Q) and 2 fastest (q) to Final

Details: Start time:14:14 Temperature:+25°C Humidity:39%



Issued: 30/07/2010 at 14:16

Heat 2 Série 2

(Wind: +1.60 m/s)

1	1262	FOURIE Lehann	RSA		7	0.220	13.73	Q
2	1443	OKON Samuel	NGR		5	0.219	13.95	Q
3	1013	MOKDDEL Lyes	ALG		2	0.198	14.19	Q
4	1750	KORIR Samuel Kipkoech	KEN		4	0.189	14.41	SB
5	1551	CHIMDESSA TIYYE Zelalem	ETH	1990	6	0.204	15.12	

NOT CLASSIFIED
1169 ESSAMBA Thierry Serge CMR 1984 3 DNS

Qualification: First 3 in each heat (Q) and 2 fastest (q) to Final

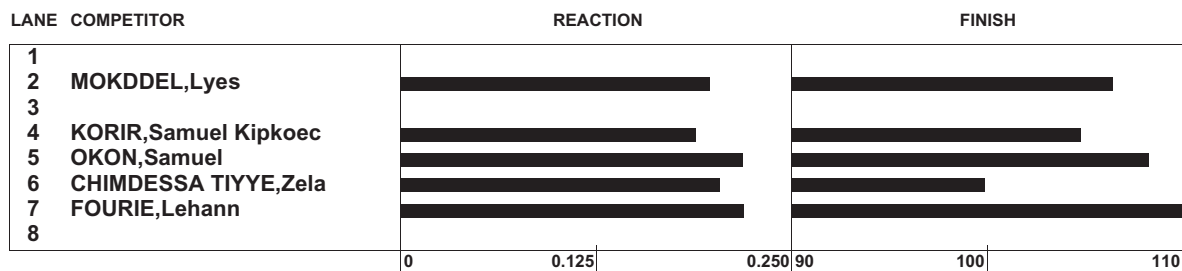
Details: Start time:14:22 Temperature:+25°C Humidity:39%

Legend

DQ = Disqualified
DNF = Did Not Finish

DNS = Did Not Start
* = False Start

RANK	BIB	SURNAME & NAME	NAT	YOB	LANE	R.T.	TIME	POINTS
POS	DOS	NOM ET PRENOM	NAT	ANNEE	CLR	T.R.	TEMPS	POINTS



Issued: 30/07/2010 at 14:23

Legend

DQ = Disqualified
DNF = Did Not Finish

DNS = Did Not Start
* = False Start



Summary Résumé

RANK	BIB	SURNAME & NAME	NAT	YOB	HEAT	LANE	RANK	TIME	POINTS
POS	DOS	NOM ET PRENOM	NAT	ANNEE	SERIE	CLR	POS	TEMPS	POINTS



110 m Hurdles - Men 110 m Haies - Hommes

WR	12.87
AR	13.26
CR	13.70

First Round Premier Tour

Summary

1	1262	FOURIE Lehann	RSA		2	7	1	13.73	Q
2	1007	HADJ LAZIB Othman	ALG		1	8	1	13.76	Q
3	1436	NURUDEEN Selim	NGR		1	3	2	13.76	Q
4	1443	OKON Samuel	NGR		2	5	2	13.95	Q
5	1259	DE VRIES Ruan	RSA		1	7	3	14.12	Q
6	1013	MOKDDEL Lyes	ALG		2	2	3	14.19	Q
7	1714	CHEPSONGOL Ammon	KEN		1	6	4	14.19	q SB
8	1693	RANDRIAMIHAJA Berlioz	MAD		1	2	5	14.28	q
9	1750	KORIR Samuel Kipkoeh	KEN		2	4	4	14.41	SB
10	1338	KOMENAN Valery	CIV	1986	1	4	6	14.73	
11	1551	CHIMDESSA TIYYE Zelalem	ETH	1990	2	6	5	15.12	

NOT CLASSIFIED

1169	ESSAMBA Thierry Serge	CMR	1984	2	3			DNS	
1175	KIMEU Emmanuel	KEN		1	5			DQ	162.7

Legend

DQ = Disqualified
DNF = Did Not Finish

DNS = Did Not Start
* = False Start

REVISED

Results Résultats

RANK	BIB	SURNAME & NAME	NAT	YOB	MARK	POINTS
POS	DOS	NOM ET PRENOM	NAT	ANNEE	MESURE	POINTS



Shot Put - Heptathlon Lanceur du poids - Heptathlon

WR	22.63
AR	18.35
CR	17.60

1	1444	OKORO Patience	NGR		13.09	733
2	1659	SIMPSON Margaret	GHA		12.10	668
3	1282	OFFNER Nicole	RSA		11.71	642
4	1293	WIENAND Janet	RSA		11.44	624
5	1642	SELLOANE Ts'oalei	LES		11.12	603
6	1458	BIBIANA OLAMA Martina	GEQ		10.75	579
7	1157	KANGNI THIEBAUD Sandrine	TOG		10.55	566
8	1155	BLAKIME Nana	TOG		10.14	539
9	1465	KRUGER Corlia	NAM		8.86	455
10	1701	KAGWIRIA Catherine	KEN		8.39	425
11	1764	MUMBI Margaret	KEN		7.94	395
12	1713	CHEPKIRUI Lydiah Tum	KEN		6.83	324

Details:	Start time:14:25 Finish Time:15:05	Temperature:+25°C Temperature:+25°C	Humidity:39% Humidity:39%
-----------------	---------------------------------------	--	------------------------------

Issued: 30/07/2010 at 17:42

SERIES SERIES

RANK	BIB	SURNAME & NAME	NAT	YOB	ORD	- 1 -	- 2 -	- 3 -	- 4 -	- 5 -	- 6 -	MARK	POINTS
POS	DOS	NOM ET PRENOM	NAT	ANNEE	ORD	- 1 -	- 2 -	- 3 -	- 4 -	- 5 -	- 6 -	MESURE	POINTS
4	1293	WIENAND Janet	RSA		1	11.44	--X--	11.11				11.44	624
8	1155	BLAKIME Nana	TOG		2	10.14	9.56	10.13				10.14	539
5	1642	SELLOANE Ts'oalei	LES		3	--X--	11.12	10.64				11.12	603
10	1701	KAGWIRIA Catherine	KEN		4	7.03	8.39	8.05				8.39	425
3	1282	OFFNER Nicole	RSA		5	11.54	11.71	--X--				11.71	642
1	1444	OKORO Patience	NGR		6	13.09	13.08	--X--				13.09	733
11	1764	MUMBI Margaret	KEN		7	7.52	7.94	7.77				7.94	395
2	1659	SIMPSON Margaret	GHA		8	12.10	11.91	--X--				12.10	668
9	1465	KRUGER Corlia	NAM		9	8.86	8.66					8.86	455
6	1458	BIBIANA OLAMA Martina	GEQ		10	10.75	10.36	10.59				10.75	579

Legend

DQ = Disqualified
DNF = Did Not Finish
X = Fault

DNS = Did Not Start
NM = No Mark
- = Did Not Attempt

Nairobi (KEN) Nyayo Stadium, 28th July - 1st August 2010

REC-ASF.737.4.1 / 1

Timing by TimeTronics - www.timetrronics.be - Data Processing by MicroPlus - www.microplus.it

(Printed at 30/07/2010 at 17:44)



12	1713	CHEPKIRUI Lydiah Tum	KEN	11	6.83	--X--	6.59	6.83	324
7	1157	KANGNI THIEBAUD Sandrine	TOG	12	10.55		10.39 10.52	10.55	566

Legend

DQ = Disqualified
DNF = Did Not Finish
X = Fault

DNS = Did Not Start
NM = No Mark
- = Did Not Attempt



Results Résultats After 3 events - Après 3 épreuves

RANK	BIB	SURNAME & NAME	NAT	YOB	POINTS	POINTS
POS	DOS	NOM ET PRENOM	NAT	ANNEE	POINTS	POINTS



Heptathlon - Women Heptathlon - Dames

WR	7291
AR	6423
CR	5876

Final Finale

RANK	BIB	SURNAME & NAME	NAT	YOB	POINTS
POS	DOS	NOM ET PRENOM	NAT	ANNEE	POINTS
1	1659	SIMPSON Margaret	GHA		2609
2	1444	OKORO Patience	NGR		2463
3	1293	WIENAND Janet	RSA		2437
4	1642	SELLOANE Ts'oalei	LES		2375
5	1157	KANGNI THIEBAUD Sandrine	TOG		2101
6	1465	KRUGER Corlia	NAM		1911
7	1458	BIBIANA OLAMA Martina	GEQ		1898
8	1282	OFFNER Nicole	RSA		1839
9	1155	BLAKIME Nana	TOG		1782
10	1701	KAGWIRIA Catherine	KEN		1659
11	1764	MUMBI Margaret	KEN		1282
12	1713	CHEPKIRUI Lydiaiah Tum	KEN		1068

NOT CLASSIFIED
1073 **MARETELE Bonolo** BOT 1983 DNS

NOT CLASSIFIED
1119 **KAMBOLE Beatrice** BUR 1980 DNS

SERIES SERIES

RANK	BIB	SURNAME & NAME	NAT	YOB	POINTS									
POS	DOS	NOM ET PRENOM	NAT	ANNEE	POINTS									
					100	Hs	HJ	SP	200m	LJ	JT	800m	POINTS	
1	1659	SIMPSON Margaret	GHA		2609	13.93	1.78	12.10						
					988	953	668							
					1941	2609								
2	1444	OKORO Patience	NGR		2463	14.65	1.69	13.09						
					888	842	733							
					1730	2463								
3	1293	WIENAND Janet	RSA		2437	14.05	1.69	11.44						
					971	842	624							
					1813	2437								
4	1642	SELLOANE Ts'oalei	LES		2375	14.89	1.75	11.12						
					856	916	603							
					1772	2375								
5	1157	KANGNI THIEBAUD Sandrine	TOG		2101	15.06	1.57	10.55						
					834	701	566							
					1535	2101								
6	1465	KRUGER Corlia	NAM		1911	15.95	1.60	8.86						
					720	736	455							
					1456	1911								

Legend

DQ = Disqualified
DNF = Did Not Finish
NM = No Mark

DNS = Did Not Start
DNS = Did Not Start

7	1458	BIBIANA OLAMA Martina	GEQ	15.95 720	1.48 599 1319	10.75 579 1898	1898
8	1282	OFFNER Nicole	RSA	16.99 598	1.48 599 1197	11.71 642 1839	1839
9	1155	BLAKIME Nana	TOG	15.53 773	1.36 470 1243	10.14 539 1782	1782
10	1701	KAGWIRIA Catherine	KEN	16.95 602	1.51 632 1234	8.39 425 1659	1659
11	1764	MUMBI Margaret	KEN	19.30 363	1.42 534 897	7.77 385 1282	1282
12	1713	CHEPKIRUI Lydiah Tum	KEN	20.76 242	1.39 502 744	6.83 324 1068	1068
		NOT CLASSIFIED					
	1073	MARETELE Bonolo	BOT				DNS
			1983				
	1119	KAMBOLE Beatrice	BUR				DNS
			1980				

Legend

DQ = Disqualified
DNF = Did Not Finish
NM = No Mark

DNS = Did Not Start
DNS = Did Not Start



Starting List Liste de Départ

LANE	BIB	SURNAME & NAME	NAT	YOB	QUAL	P.BEST
CLR	DOS	NOM ET PRENOM	NAT	ANNEE	QUAL	MEILL.



400 m - Women 400 m - Dames

WR	47.60	KOCH Marita	1957	GDR	CANBERRA	06/10/1985
AR	49.10	OGUNKOYA Falilat	1968	NGR	ATLANTA	29/07/1996
CR	49.83	MONTSHO Amantle	1983	BOT	ADDIS ABABA	2008

Final Finale

30/07/2010 14:30

1	1065	NACHULA Rebecca	ZAM		53.69	
2	1234	ELJACK Nawal	SUD	1988	53.57	
3	1415	ABUGAN Shade	NGR		52.28	
4	1364	THIAM Amy Mbacke	SEN	1976	52.48	51.46
5	1363	SOUMAH Ndeye Fatou Seck	SEN	1986	52.53	
6	1076	MONTSHO Amantle	BOT	1983	50.39	50.37
7	1294	WITTSTOCK Estie	RSA		52.95	
8	1834	NACHULA Rachael	ZAM		53.76	

World list All-Time as at 28/07/2010

47.60	KOCH Marita	1957	GDR	CANBERRA	06/10/1985
47.99	KRATOCHVILOVA Jarmila	1951	CZE	HELSINKI	10/08/1983
48.25	PEREC Marie Jose	1968	FRA	ATLANTA	29/07/1996
48.27	VLADYKINA Olga	1963	URS	CANBERRA	06/10/1985
48.59	KOCEMBOVA Tatana	1962	CZE	HELSINKI	10/08/1983
48.63	FREEMAN Cathy	1972	AUS	ATLANTA	29/07/1996
48.70	RICHARDS Sanya	1985	USA	ATHINA	16/09/2006
48.83	BRISCO Valerie	1960	USA	LOS ANGELES	06/08/1984
48.89	GUEVARA Ana Gabriela	1976	MEX	SAINT DENIS	27/08/2003
49.05	CHEESEBOROUGH Chandra	1959	USA	LOS ANGELES	08/06/1984

World list 2010 at 28/07/2010

49.64	DUNN Debbie	1978	USA	DES MOINES	26/06/2010
50.04	WILLIAMS-MILLS Novlene	1982	JAM	LAUSANNE	08/07/2010
50.04	WILLIAMS Sherika	1985	JAM	LAUSANNE	08/07/2010
50.07	MONTSHO Amantle	1983	BOT	LAUSANNE	08/07/2010
50.15	FELIX Allison	1985	USA	DOHA	14/05/2010
50.16	KAPACHINSKAYA Anastasiya	1979	RUS	MOSKVA	29/07/2010
50.33	USTALOVA Kseniya	1988	USA	BERKELEY	16/05/2010
50.52	McCORORY Francena	1988	USA	DES MOINES	26/06/2010
50.53	HASTINGS Natasha	1986	USA	DES MOINES	26/06/2010
50.56	KRIVOSHAPKA Antonina	1987	RUS	MOSKVA	29/06/2010

Results Résultats

RANK	BIB	SURNAME & NAME	NAT	YOB	LANE	R.T.	TIME	POINTS
POS	DOS	NOM ET PRENOM	NAT	ANNEE	CLR	T.R.	TEMPS	POINTS



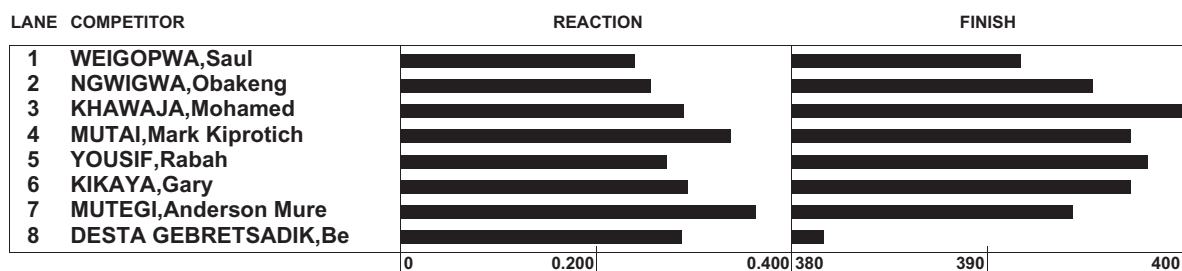
400 m - Men 400 m - Hommes

WR	43.18
AR	44.10
CR	44.65

Final Finale

1	1815	KHAWAJA Mohamed	LBA		3	0.290	44.98	NR	8.0
2	1243	YOUSIF Rabah	SUD	1986	5	0.273	45.18		7.0
3	1019	KIKAYA Gary	COD		6	0.294	45.28		6.0
4	1768	MUTAI Mark Kiprotich	KEN		4	0.338	45.28	SB	5.0
5	1077	NGWIGWA Obakeng	BOT	1985	2	0.256	45.50	PB	4.0
6	1769	MUTEGI Anderson Mureta	KEN		7	0.364	45.62		3.0
7	1453	WEIGOPWA Saul	NGR		1	0.240	45.93		2.0
8	1521	DESTA GEBRETSADIK Bereke	ETH	1986	8	0.288	47.14		1.0

Details: Start time:14:47 Temperature:+24°C Humidity:39%



Issued: 30/07/2010 at 14:52

Legend

DQ = Disqualified
DNF = Did Not Finish

DNS = Did Not Start
* = False Start

Results Résultats

RANK	BIB	SURNAME & NAME	NAT	YOB	LANE	R.T.	TIME	POINTS
POS	DOS	NOM ET PRENOM	NAT	ANNEE	CLR	T.R.	TEMPS	POINTS



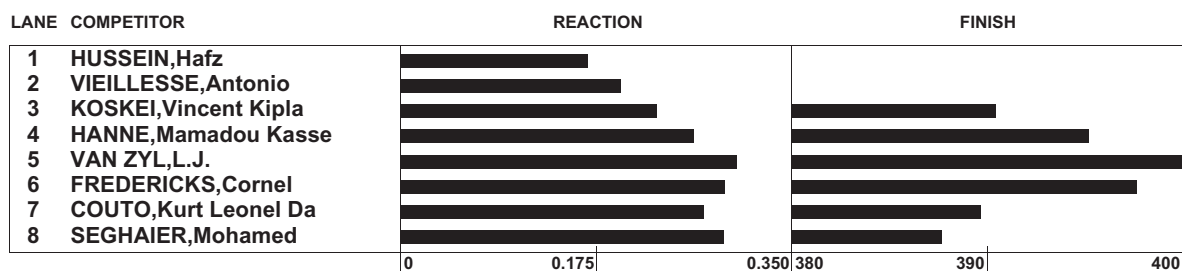
400 m Hurdles - Men 400 m Haies - Hommes

WR	46.78
AR	47.10
CR	48.29

Final Finale

1	1291	VAN ZYL L.J.	RSA		5	0.301	48.51	SB	8.0
2	1263	FREDERICKS Cornel	RSA		6	0.291	48.79	SB	7.0
3	1356	HANNE Mamadou Kasse	SEN	1986	4	0.263	49.10	SB	6.0
4	1752	KOSKEI Vincent Kiplangat	KEN		3	0.230	49.70	SB	5.0
5	1486	COUTO Kurt Leonel Da R.	MOZ		7	0.272	49.79		4.0
6	1138	SEGHAIER Mohamed	TUN	1988	8	0.290	50.05	PB	3.0
7	1636	VIEILLESSE Antonio	MRI		2	0.198	51.08		2.0
8	1236	HUSSEIN Hafz	SUD	1987	1	0.168	52.02		1.0

Details: Start time:15:12 Temperature:+24°C Humidity:39%



Issued: 30/07/2010 at 15:14

Legend

DQ = Disqualified
DNF = Did Not Finish

DNS = Did Not Start
* = False Start

Results Résultats

RANK	BIB	SURNAME & NAME	NAT	YOB	LANE	R.T.	TIME	POINTS
POS	DOS	NOM ET PRENOM	NAT	ANNEE	CLR	T.R.	TEMPS	POINTS



800 m - Men 800 m - Hommes

WR	1:41.11
AR	1:41.51
CR	1:44.20

Final Finale

1	1792	RUDISHA David	KEN		6		1:42.84	8.0
2	1743	KIRWA Alfred	KEN		4		1:44.85	SB 7.0
3	1746	KIVUVA Jackson	KEN		3		1:45.47	SB 6.0
4	1522	WOLA GENDE Shiferaw	ETH	1989	8		1:46.39	5.0
5	1583	ELAMINE Mouhcine	MAR	1982	7		1:47.18	4.0
6	1361	SECK Mor	SEN	1985	5		1:47.61	3.0
7	1151	SAHINKUYE Severin	BDI	1989	2		1:48.36	PB 2.0
8	1269	JONAS Windy	RSA		1		1:49.08	1.0

Intermediate (Bib and time):

400 m: 1792 51.59

Details:

Start time:15:33

Temperature:+24°C

Humidity:39%

LANE	COMPETITOR	REACTION	FINISH
1	JONAS,Windy		
2	SAHINKUYE,Severin		
3	KIVUVA,Jackson		
4	KIRWA,Alfred		
5	SECK,Mor		
6	RUDISHA,David		
7	ELAMINE,Mouhcine		
8	WOLA GENDE,Shiferaw		

Issued: 30/07/2010 at 15:37

Legend

DQ = Disqualified
DNF = Did Not Finish

DNS = Did Not Start
* = False Start

Results Résultats

RANK	BIB	SURNAME & NAME	NAT	YOB	MARK	POINTS
POS	DOS	NOM ET PRENOM	NAT	ANNEE	MESURE	POINTS



Long Jump - Women Saut en longueur - Dames

WR	7.52
AR	7.12
CR	6.78

Final Finale

1	1442	OKAGBARE Blessing	NGR		6.62	-2.90	8.0
2	1446	ONYALI Comfort	NGR		6.42	-1.90	7.0
3	1581	CHNAIK Jamaa	MAR	1984	6.30	-0.70	6.0
4	1027	KOITA Yah	MLI		6.11	-1.60	5.0
5	1179	MBUMI Sandrine	CMR		6.05	-2.10	4.0
6	1121	MIEN Mariette	BUR	1982	5.83	-0.10	3.0
7	1623	JOLICOEUR Doyana	MRI	1982	5.67	-2.60	2.0
8	1320	BONIFACE Janet	SEY	1991	5.65		1.0
9	1763	MULATYA Regina Malai	KEN		5.52	-2.10	
10	1495	ZEINE ABDO Zeiba	ETH	1989	5.12	-4.40	
11	1664	GYAMAN Beatrice	GHA	1987	5.09	-3.50	
12	1762	MORAA Rose	KEN		5.05	-1.20	
13	1171	KOECH Cherotich	KEN		4.94	-0.40	
14	1528	HADDIS HAGOS Netsanet	ETH	1989	4.92	-0.40	

Details: Start time:15:40 Temperature:+25°C Humidity:39%
Temperature:+24°C Humidity:41%

Issued: 30/07/2010 at 17:37

SERIES SERIES

RANK	BIB	SURNAME & NAME	NAT	YOB	ORD	- 1 -	- 2 -	- 3 -	- 4 -	- 5 -	- 6 -	MARK	POINTS
POS	DOS	NOM ET PRENOM	NAT	ANNEE	ORD	- 1 -	- 2 -	- 3 -	- 4 -	- 5 -	- 6 -	MESURE	POINTS
2	1446	ONYALI Comfort	NGR		1	6.08	6.42	6.31	PASS.	--X--	6.31	6.42	7.0
						-3.10	-1.90	-1.40			-0.30	-1.90	
9	1763	MULATYA Regina Malai	KEN		2	5.52	5.42	4.99				5.52	
						-2.10	-3.30	-0.40				-2.10	
10	1495	ZEINE ABDO Zeiba	ETH	1989	3	4.76	5.12	4.93				5.12	
						-1.80	-4.40	+3.30				-4.40	
12	1762	MORAA Rose	KEN		4	--X--	5.05	4.95				5.05	
							-1.20	+1.80				-1.20	
4	1027	KOITA Yah	MLI		5	--X--	6.02	--X--	6.11	--X--	--X--	6.11	5.0
							-0.50		-1.60			-1.60	
1	1442	OKAGBARE Blessing	NGR		6	6.55	6.49	PASS.	PASS.	6.62	PASS.	6.62	8.0
						0.00	-1.10			-2.90		-2.90	
7	1623	JOLICOEUR Doyana	MRI	1982	7	5.56	5.26	5.38	5.67	5.21	4.98	5.67	2.0
						-1.60	-2.80	+2.50	-2.60	+0.50	-0.80	-2.60	
13	1171	KOECH Cherotich	KEN		8	4.30	--X--	4.94				4.94	
						-1.00		-0.40				-0.40	

Legend

DQ = Disqualified
DNF = Did Not Finish
X = Fault

DNS = Did Not Start
NM = No Mark
- = Did Not Attempt

Nairobi (KEN) Nyayo Stadium, 28th July - 1st August 2010

REC-ASF.31.4.1 / 1

Timing by TimeTronics - www.timetrronics.be - Data Processing by MicroPlus - www.microplus.it

(Printed at 30/07/2010 at 17:37)



14	1528	HADDIS HAGOS Netsanet	ETH 1989	9	--X--	4.45 +0.10	4.92 -0.40				4.92 -0.40		
5	1179	MBUMI Sandrine	CMR	10		5.58 -2.90	5.75 -0.70	6.05 -2.10	5.74 -0.60	--X--	5.80 -0.80	6.05 -2.10	4.0
6	1121	MIEN Mariette	BUR 1982	11	--X--	5.24 +0.70	5.83 -0.10			--X--	--X--	5.83 -0.10	3.0
3	1581	CHNAIK Jamaa	MAR 1984	12		5.60 -0.30	6.19 -1.10	6.12 +0.50	6.30 -0.70	6.30 -0.50	6.18 -1.70	6.30 -0.70	6.0
11	1664	GYAMAN Beatrice	GHA 1987	13	--X--	4.93 -2.90	5.09 -3.50					5.09 -3.50	
8	1320	BONIFACE Janet	SEY 1991	14	--X--	5.47	5.65		5.29 -0.10	5.47 -2.00	5.48 -1.40	5.65	1.0

Legend

DQ = Disqualified
DNF = Did Not Finish
X = Fault

DNS = Did Not Start
NM = No Mark
- = Did Not Attempt



REVISED

Results Résultats

RANK	BIB	SURNAME & NAME	NAT	YOB	ORD	TIME	POINTS
POS	DOS	NOM ET PRENOM	NAT	ANNEE	ORD	TEMPS	POINTS



3000 m Steeplechase - Men 3000 m Steeple - Hommes

WR	7:53.63
AR	7:55.28
CR	8:11.03

Final Finale

1	1760	MATEELONG Richard	KEN		2	8:23.54	8.0
2	1700	KEMBOI Ezekiel	KEN		10	8:26.13	7.0
3	1512	GARY CHUBETA Roba	ETH	1980	5	8:27.15	6.0
4	1539	MESFEN Nahom	ETH		12	8:30.25	5.0
5	1099	KIPLAGAT Benjamin	UGA	1989	11	8:32.03	4.0
6	1715	CHERONO Abraham	KEN		7	8:35.92	3.0
7	1108	SIWA Ben	UGA	1989	3	8:39.43	2.0
8	1093	AYEKO Simon	UGA	1987	9	8:47.90	1.0
9	1542	LAMISSO OYOTA Legease	ETH	1990	8	8:48.06	
10	1150	NIZIGIYIMANA Ezechiel	BDI	1990	6	9:08.30	

NOT CLASSIFIED

1375	HAKIZIMANA Gervais	RWA	4	DNS
1278	MOLEPO Edwin	RSA	1	DQ 169.7b

Intermediate (Bib and time):

1000 m: 1278 2:52.30 **2000 m:** 1715 5:46.65

Details: Start time:15:53 Temperature:+24°C Humidity:39%

Issued: 30/07/2010 at 16:55

Legend

DQ = Disqualified **DNS** = Did Not Start
DNF = Did Not Finish * = Caution

Results Résultats

RANK	BIB	SURNAME & NAME	NAT	YOB	LANE	R.T.	TIME	POINTS
POS	DOS	NOM ET PRENOM	NAT	ANNEE	CLR	T.R.	TEMPS	POINTS



200 m - Heptathlon 200 m - Heptathlon

WR	21.34
AR	22.07
CR	22.22

Heat 1 Série 1

(Wind: -2.30 m/s)

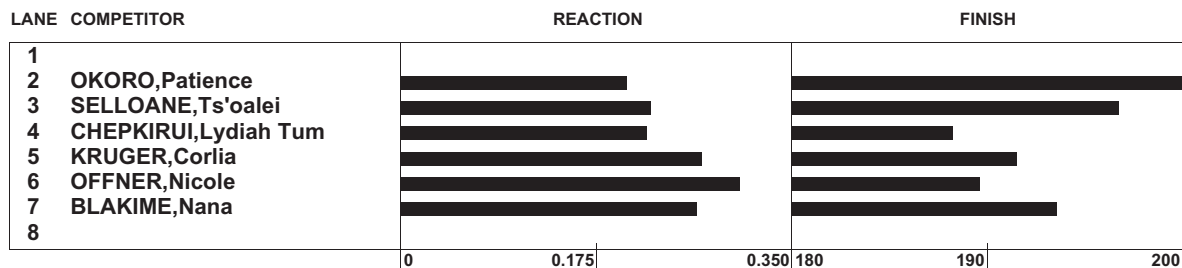
1	1444	OKORO Patience	NGR		2	0.203	25.81	814
2	1642	SELLOANE Ts'oalei	LES		3	0.224	26.24	776
3	1155	BLAKIME Nana	TOG		7	0.265	26.67	740
4	1465	KRUGER Corlia	NAM		5	0.270	26.95	716
5	1282	OFFNER Nicole	RSA		6	0.304	27.22	694
6	1713	CHEPKIRUI Lydiah Tum	KEN		4	0.221	27.42	677

Details:

Start time:16:16

Temperature:+24°C

Humidity:39%



Issued: 30/07/2010 at 16:17

Heat 2 Série 2

(Wind: +0.50 m/s)

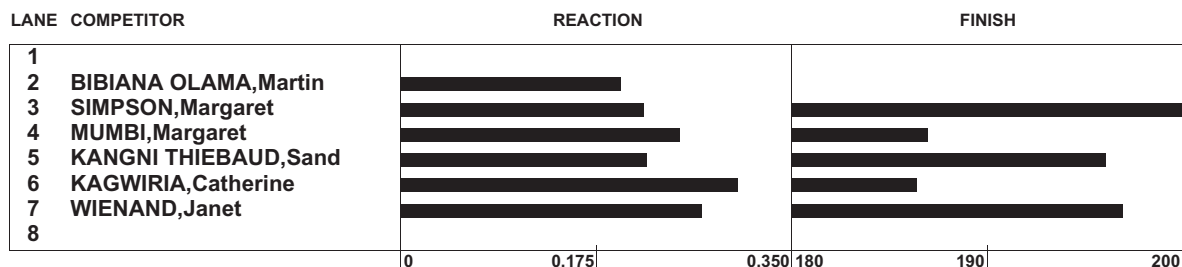
1	1659	SIMPSON Margaret	GHA		3	0.218	24.99	888
2	1293	WIENAND Janet	RSA		7	0.270	25.38	852
3	1157	KANGNI THIEBAUD Sandrine	TOG		5	0.221	25.49	842
4	1764	MUMBI Margaret	KEN		4	0.250	26.73	734
5	1701	KAGWIRIA Catherine	KEN		6	0.302	26.81	728
6	1458	BIBIANA OLAMA Martina	GEQ		2	0.197	27.82	645

Details:

Start time:16:22

Temperature:+25°C

Humidity:39%



Issued: 30/07/2010 at 16:23

Legend

DQ = Disqualified
DNF = Did Not Finish

DNS = Did Not Start
* = False Start

REVISED

Results
Résultats
After 4 events - Après 4 épreuves

RANK	BIB	SURNAME & NAME	NAT	YOB	POINTS	POINTS
POS	DOS	NOM ET PRENOM	NAT	ANNEE	POINTS	POINTS



Heptathlon - Women
Heptathlon - Dames

WR 7291
AR 6423
CR 5876

Final
Finale

1	1659	SIMPSON Margaret	GHA		3497	
2	1293	WIENAND Janet	RSA		3289	
3	1444	OKORO Patience	NGR		3277	
4	1642	SELLOANE Ts'oalei	LES		3151	
5	1157	KANGNI THIEBAUD Sandrine	TOG		2943	
6	1465	KRUGER Corlia	NAM		2627	
7	1458	BIBIANA OLAMA Martina	GEQ		2543	
8	1282	OFFNER Nicole	RSA		2533	
9	1155	BLAKIME Nana	TOG		2522	
10	1701	KAGWIRIA Catherine	KEN		2387	
11	1764	MUMBI Margaret	KEN		2026	
12	1713	CHEPKIRUI Lydiah Tum	KEN		1745	

NOT CLASSIFIED
1073 **MARETELE Bonolo** BOT 1983 DNS

NOT CLASSIFIED
1119 **KAMBOLE Beatrice** BUR 1980 DNS

SERIES
SERIES

RANK	BIB	SURNAME & NAME	NAT	YOB	POINTS								
POS	DOS	NOM ET PRENOM	NAT	ANNEE	POINTS								
					100 Hs	HJ	SP	200m	LJ	JT	800m	POINTS	
1	1659	SIMPSON Margaret	GHA		3497	13.93 988	1.78 953	12.10 668	24.99 888				
2	1293	WIENAND Janet	RSA		3289	14.05 971	1.69 842	11.44 624	25.38 852				
3	1444	OKORO Patience	NGR		3277	14.65 888	1.69 842	13.09 733	25.81 814				
4	1642	SELLOANE Ts'oalei	LES		3151	14.89 856	1.75 916	11.12 603	26.24 776				
5	1157	KANGNI THIEBAUD Sandrine	TOG		2943	15.06 834	1.57 701	10.55 566	25.49 842				
6	1465	KRUGER Corlia	NAM		2627	15.95 720	1.60 736	8.86 455	26.95 716				

Legend

DQ = Disqualified
DNF = Did Not Finish
NM = No Mark

DNS = Did Not Start
DNS = Did Not Start

7	1458	BIBIANA OLAMA Martina	GEQ	15.95 720	1.48 599 1319	10.75 579 1898	27.82 645 2543	2543
8	1282	OFFNER Nicole	RSA	16.99 598	1.48 599 1197	11.71 642 1839	27.22 694 2533	2533
9	1155	BLAKIME Nana	TOG	15.53 773	1.36 470 1243	10.14 539 1782	26.67 740 2522	2522
10	1701	KAGWIRIA Catherine	KEN	16.95 602	1.51 632 1234	8.39 425 1659	26.81 728 2387	2387
11	1764	MUMBI Margaret	KEN	19.30 363	1.42 534 897	7.94 395 1292	26.73 734 2026	2026
12	1713	CHEPKIRUI Lydiah Tum	KEN	20.76 242	1.39 502 744	6.83 324 1068	27.42 677 1745	1745

NOT CLASSIFIED								
1073	MARETELE Bonolo	BOT						DNS
		1983						
1119	KAMBOLE Beatrice	BUR						DNS
		1980						

Legend

DQ = Disqualified
DNF = Did Not Finish
NM = No Mark

DNS = Did Not Start
DNS = Did Not Start



Summary Résumé

RANK	BIB	SURNAME & NAME	NAT	YOB	HEAT	LANE	RANK	TIME	POINTS
POS	DOS	NOM ET PRENOM	NAT	ANNEE	SERIE	CLR	POS	TEMPS	POINTS



200 m - Heptathlon 200 m - Heptathlon

WR	21.34
AR	22.07
CR	22.22

Summary

1	1659	SIMPSON Margaret	GHA		2	3	1	24.99	888
2	1293	WIENAND Janet	RSA		2	7	2	25.38	852
3	1157	KANGNI THIEBAUD Sandrine	TOG		2	5	3	25.49	842
4	1444	OKORO Patience	NGR		1	2	1	25.81	814
5	1642	SELLOANE Ts'oalei	LES		1	3	2	26.24	776
6	1155	BLAKIME Nana	TOG		1	7	3	26.67	740
7	1764	MUMBI Margaret	KEN		2	4	4	26.73	734
8	1701	KAGWIRIA Catherine	KEN		2	6	5	26.81	728
9	1465	KRUGER Corlia	NAM		1	5	4	26.95	716
10	1282	OFFNER Nicole	RSA		1	6	5	27.22	694
11	1713	CHEPKIRUI Lydiah Tum	KEN		1	4	6	27.42	677
12	1458	BIBIANA OLAMA Martina	GEQ		2	2	6	27.82	645

Legend

DQ = Disqualified
DNF = Did Not Finish

DNS = Did Not Start
* = False Start

Results Résultats

RANK	BIB	SURNAME & NAME	NAT	YOB	ORD	TIME	POINTS
POS	DOS	NOM ET PRENOM	NAT	ANNEE	ORD	TEMPS	POINTS



1500 m - Women 1500 m - Dames

WR	3:50.46
AR	3:55.30
CR	4:08.25

Final Finale

1	1753	LAGAT Nancy Jebet	KEN		9	4:10.43	8.0
2	1506	BURKA BATI Gelete	ETH	1986	8	4:11.12	7.0
3	1591	LAKHOUAD Btissam	MAR	1980	11	4:11.81	6.0
4	1724	JELAGAT Irene	KEN		3	4:12.15	SB 5.0
5	1564	ASSEFA WONDIMAGEGN Meske	ETH	1985	7	4:14.37	4.0
6	1717	KARINDI Ann	KEN		2	4:14.81	3.0
7	1523	FEYSA GERMAME Bertukan	ETH	1991	1	4:16.29	2.0
8	1271	KALMER Rene	RSA		6	4:18.21	1.0
9	1087	ACHOLA Janet	UGA	1988	10	4:19.22	
10	1601	TABSART Mouna	MAR	1987	12	4:19.83	
11	1586	HILALI Siham	MAR	1986	4	4:20.98	
12	1697	SAHOLINIRINA Eliane	MAD		5	4:25.60	

Intermediate (Bib and time):

400 m: 1724 1:10.18 **800 m:** 1523 2:21.67 **1200 m:** 1753 3:28.06

Details: Start time:16:27 Temperature:+25°C Humidity:39%

Issued: 30/07/2010 at 16:34

Legend

DQ = Disqualified
DNF = Did Not Finish

DNS = Did Not Start
* = Caution

Results Résultats

RANK POS	BIB DOS	TEAM ÉQUIPE	NAT NAT	LANE CLR	R.T. T.R.	TIME TEMPS	POINTS POINTS
-------------	------------	----------------	------------	-------------	--------------	---------------	------------------



4 x 100 Relay - Women 4 x 100 Relais - Dames

WR	41.37
AR	42.39
CR	43.49

Final Finale

1	NIGERIA	NGR	3	0.229	43.45	16.0
(OZOHLaureta - OSAZUWA,Agnes - OSAYEMI,Damola - OKAGBARE,Blessing)						
2	CAMEROON	CMR	5	0.312	44.90	14.0
(APPES EKANGA,Fanny - MEBENGA AMOMBO,Charlotte '81' - KABOUD MEBAM,Carole Made '78' - ATANGANA,Delphine)						
3	GHANA	GHA	6	0.309	45.40	12.0
(AMENEBEDE,Rosina '85' - AMOLOFO,Elizabeth '81' - GYAMAN,Beatrice '87' - OWUSU-AGYAPONG,Flings '88')						
4	ETHIOPIA	ETH	4		46.46	NR 10.0
(MELESE GOSHU,Mantegbosh '88' - KEDIR HASSENF,Fetiya '87' - ALEMU TULU,Leaynet '81' - FANTUMAGISCO,Manedo)						
5	KENYA	KEN	7	0.288	46.53	8.0
(CHELAGAT,Maryline - KIDAKE,Grace Miroyo - NANDI,Catherine - NDORO,Milcent)						

NOT CLASSIFIED

MAURITIUS

MRI

2

DNF

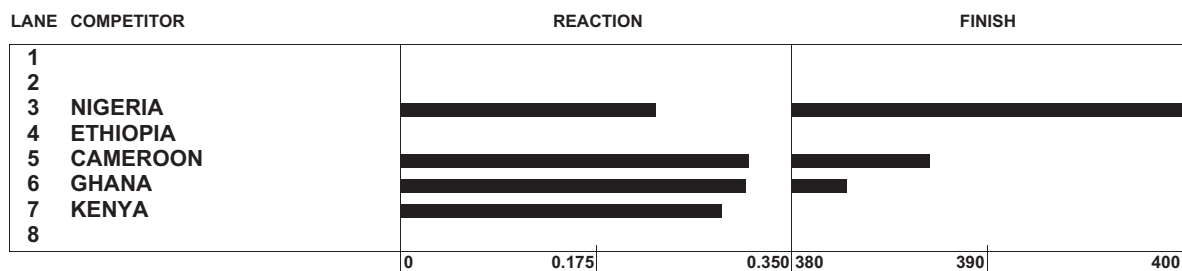
(GUILLAUME,Stephanie - VINCENT,Mary Jane - PIERRE LOUIS,Elodie - JANUIER,Joanillia)

Details:

Start time:16:42

Temperature:+25°C

Humidity:38%



Issued: 30/07/2010 at 16:45

Legend

DQ = Disqualified
DNF = Did Not Finish

DNS = Did Not Start
* = False Start

REVISED

Results
Résultats

RANK POS	BIB DOS	TEAM ÉQUIPE	NAT NAT	LANE CLR	R.T. T.R.	TIME TEMPS	POINTS POINTS
-------------	------------	----------------	------------	-------------	--------------	---------------	------------------



4 x 100 Relay - Men
4 x 100 Relais - Hommes

WR	37.10
AR	37.94
CR	38.75

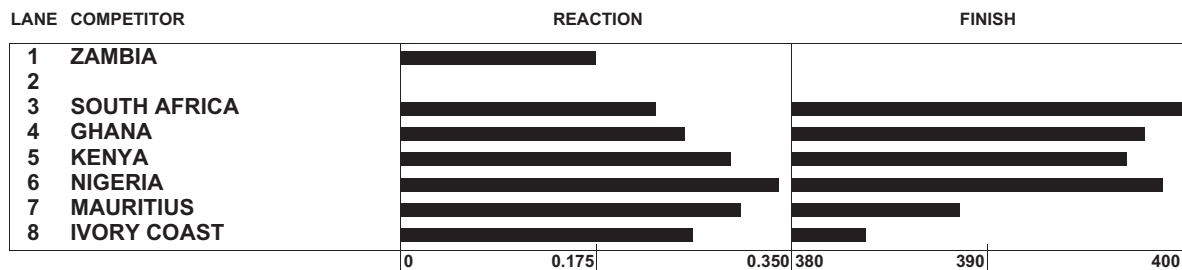
Final
Finale

1	SOUTH AFRICA	RSA	3	0.229	39.12	16.0
(DREYER,Hannes - MAGAKWE,Simon - FOURIE,Lehann - MPUANG,Thuso)						
2	NIGERIA	NGR	6	0.339	39.22	14.0
(AGBAJE,Fred - ADUKWU,Benjamin - OGWERO,Ogho-Oghene - METU,Obinna)						
3	GHANA	GHA	4	0.255	39.31	12.0
(APPIAH KUBI,Emmanuel '89' - SANAH,Nana Kofi - HUKPORTI,Godwin '87' - AZIZ,Zakari '76')						
4	KENYA	KEN	5	0.296	39.40	NR 10.0
(KIMARU,Simon - MUTEGI,Anderson Mureta - BARASA,Stephen - SOY,Kipkemoi)						
5	MAURITIUS	MRI	7	0.305	40.27	8.0
(BRASSE,Bastute - MILAZAR,Eric - COIFFIC,Fabrice - MAUREEMOOTOO,Garick)						
6	IVORY COAST	CIV	8	0.262	40.77	6.0
(LOUA,Siapade Darius '82' - MEITE,Ben Youssef - KOUASSI,Dazi Connet Theo '80' - KOFFI,Hua Wilfrieds Serg '87')						
7	ZAMBIA	ZAM	1	0.175	41.22	SB 4.0
(KAFOUNDA,Titus - NG'UMBI,Jack - KOMBE,Saviour - CHITAMBI,Richard)						

NOT CLASSIFIED

BURKINA FASO	BUR	2	DQ	170.14
(SON,Siaka '80' - ZONGO,Lanssene Relwende '88' - BOLOGO,Wendyam Innocent '89' - KOBEANE,Gerard '88')				

Details: Start time:16:59 Temperature:+25°C Humidity:38%



Issued: 30/07/2010 at 17:11

Legend

DQ = Disqualified
DNF = Did Not Finish

DNS = Did Not Start
* = False Start

17th CAA Safaricom African Senior Athletics Championships

Nations Ranking by Points Classement des Nations par Points After day 3 - Après le 3^{ème} Jour

RANK	CODE	NATION	POINTS
POS	CODE	NATION	POINTS
1	KEN	KENYA	167.0
2	NGR	NIGERIA	94.0
3	RSA	SOUTH AFRICA	86.0
4	ETH	ETHIOPIA	63.0
5	SEN	SENEGAL	44.0
6	EGY	EGYPT	38.0
7	ALG	ALGERIA	38.0
8	MAR	MOROCCO	37.0
9	GHA	GHANA	37.0
10	CMR	CAMEROON	29.0
11	CIV	IVORY COAST	27.0
12	MRI	MAURITIUS	20.0
13	UGA	UGANDA	17.0
14	LBA	LIBYA	12.0
	BOT	BOTSWANA	12.0
16	MLI	MALI	12.0
17	SUD	SUDAN	10.0
18	BDI	BURUNDI	9.0
19	BUR	BURKINA FASO	9.0
20	LES	LESOTHO	8.0
21	SEY	SEYCHELLES	8.0
22	ZAM	ZAMBIA	8.0
23	GAB	GABON	7.0
24	COD	D.R. OF CONGO	6.0
	TOG	TOGO	6.0
26	MAD	MADAGASCAR	5.0
	CGO	CONGO	5.0
28	TAN	TANZANIA	5.0
29	MOZ	MOZAMBIQUE	4.0
30	TUN	TUNISIA	3.0
31	ERI	ERITREA	1.0
	RWA	RWANDA	1.0

17th CAA Safaricom African Senior Athletics Championships

Medals Table Tableau des Medailles After day 3 - Après le 3^{ème} Jour

RANK	CODE	NATION	GOLD			SILVER			BRONZE			TOTAL		
			M	W	TOT	M	W	TOT	M	W	TOT	M	W	TOT
POS	CODE	NATION	OR			ARGENT			BRONZE			TOTAL		
			H	D	TOT	H	D	TOT	H	D	TOT	H	D	TOT
1	KEN	KENYA	3	2	5	2		2	2	1	3	7	3	10
	RSA	SOUTH AFRICA	4	1	5	2		2	3		3	9	1	10
3	NGR	NIGERIA		4	4	1	1	2	1	2	3	2	7	9
4	SEN	SENEGAL		1	1	1	2	3	1		1	2	3	5
5	EGY	EGYPT	1		1	1	1	2		1	1	2	2	4
6	CIV	IVORY COAST	1		1		1	1		1	1	1	2	3
	ALG	ALGERIA	1		1	1		1		1	1	2	1	3
8	MAR	MOROCCO		1	1					2	2		3	3
9	LBA	LIBYA	1		1							1		1
	LES	LESOTHO		1	1								1	1
	BOT	BOTSWANA		1	1								1	1
12	ETH	ETHIOPIA					2	2	1	1	2	1	3	4
13	GHA	GHANA				1		1	1	1	2	2	1	3
14	CMR	CAMEROON					1	1					1	1
	SUD	SUDAN				1		1				1		1
	SEY	SEYCHELLES					1	1					1	1
	GAB	GABON					1	1					1	1
	BDI	BURUNDI					1	1					1	1
	UGA	UGANDA				1		1				1		1
20	TOG	TOGO								1	1		1	1
	MRI	MAURITIUS							1		1	1		1
	COD	D.R. OF CONGO							1		1	1		1